

CABLES FOR AUTOMATION INDUSTRY






















www.sab-cable.com



Cables for Automation Industry




Content

Who we are	4
Applications	5
Cables for Automation Industry		
SABFlex Cable Track Cables		
■ S 200		extremely flexible TPE/PUR control cable with coloured cores for continuous movement 6
SD 200		extremely flexible TPE/PUR data cable with numbered cores for continuous movement
S 200 C		continuously flexible TPE/PUR control cable with numbered cores and overall copper screen
SD 200 C		continuously flexible TPE/PUR data cable with coloured cores and overall copper screen
SD 200 C TP		continuously flexible paired TPE/PUR data cable with coloured cores and overall copper screen
■ S 910 P		continuously flexible TPE/PUR single conductor 7
■ S 910 CP		continuously flexible TPE/PUR single conductor with overall copper screen 7
■ S 980 P		continuously flexible TPE/PUR control cable with numbered cores 8
SD 980 P		continuously flexible TPE/PUR data cable with coloured cores
S 980 CP		continuously flexible TPE/PUR control cable with numbered cores and overall copper screen
SD 980 CP		continuously flexible TPE/PUR data cable with coloured cores and overall copper screen
SD 980 CP TP		continuously flexible paired TPE/PUR data cable with coloured cores and overall copper screen
SABServo Servo Cables		
■ SL 860 C		low capacity PVC motor connection cable with overall copper screen 0.6/1 kV 9
■ SL 863 C		low capacity combined PVC motor connection cable with overall copper screen 0.6/1 kVV 10
■ SL 834 C		low capacity PUR motor connection cable with overall copper screen 0.6/1 kV 11
■ SL 871 C		low capacity combined PUR motor connection cable with overall copper screen 0.6/1 kV 12
■ SL 875 C		single cable solution low capacity combined PUR motor connection cable with overall copper screen 0.6/1 kV 13
■ SL 801 C		combined TPE/PUR motor connection cable with overall copper screen 0.6/1 kV 14
■ SL 841 C		combined TPE/PUR motor connection cable with overall copper screen 0.6/1 kV 15
■ SL 823 C		PUR motor connection cable with TPE cores and overall copper screen 0.6/1 kV 16
■ SL 833 C		PUR motor connection cable with TPE cores and overall copper screen 0.6/1 kV 17
■ SL 802 C		TPE/PUR feedback cable and overall copper screen 0.6/1 kV 18
■ SL 803 C		TPE/PUR transmission cable with overall copper screen 18
■ SL 842 C		TPE/PUR feedback cable with overall copper screen 19
■ SL 843 C		TPE/PUR transmission cable with overall copper screen 19
■ SL 839 C		PUR transmission cable with overall copper screen 20
SABFlex Sensor-/Actuator Cables		
■ PUR Sensor cable		suitable for cable tracks 21
SABData Data Cables		
■ Optical waveguide		1 x POF 21
SABRobot Torsion Cables		
■ RT 123		PUR torsion cable, torsion angle up to ± 450° over 0.5 m 22
■ RT 123 D		PUR torsion cable with overall copper screen, torsion angle up to ± 450° over 0.5 m 22



Cables for Automation Industry

Content




Tray Cables

■ TR 600 Auto black Type TC, MTW and WTTTC		UV and oil resistant, flexible Tray Cable and Machine-Tool Cable with black cores, suitable for cable tracks	23
■ TR 600 HD Type TC-ER		Heavy Duty Tray Cable	24
■ TR 600 C HD Type TC-ER		Heavy Duty Tray Cable with overall copper screen	24




SABControl Control and Connection Cables

■ CC 600 P black/blue/red		PUR control cable with numbered black, blue or red cores	25
■ CC 600 CP		PUR control cable with numbered cores and overall copper screen	26
■ SABIX® A 260 PUR		halogen-free, cold-flexible, oil resistant control cable with numbered cores	27








SABBus Bus Cables

■ S IBS 618		PUR Interbus-S remote/installation remote bus cable for cable tracks	28
■ SABIX® IBS 610		halogen-free Interbus-S remote/installation remote bus cable	28
■ SABIX® IBS 610 FRNC		halogen-free, flame retardant Interbus-S remote/installation remote bus cable	28
■ S PB 634		PUR Profibus-DP cable for cable tracks	29
■ PB 633		halogen-free, flexible PE Profibus-DP cable	29
■ PB 632		flexible PVC Profibus-DP cable	29
■ PB 640		flexible PVC Profibus-DP cable	30
■ PB 640 UL		flexible PVC Profibus-DP cable	30
■ S PB 640		highly flexible PUR Profibus-DP cable	30
■ S PB 640 UL		highly flexible PUR Profibus-DP cable	30





SABBus Industrial Ethernet Cables CAT 5

■ S PN 667		PUR Ethernet cable type C, continuously flexible	31
■ S PN 668		PUR Profinet cable type C, continuously flexible, suitable for cable tracks	32
■ S PN 669		PUR Profinet cable type C, continuously flexible, suitable for cable tracks	32
■ PN 661		halogen-free Profinet cable type B, for flexible applications	32
■ S PN 681		PUR Profinet cable type C, continuously flexible, suitable for cable tracks, twisted pairs	32

SABCATLine Industrial Gigabit Ethernet Cables CAT 6 / CAT 6A / CAT 7A

■ CATLine CAT 6 S		PUR CAT 6 Gigabit Ethernet cable, suitable for cable tracks	33
■ CATLine CAT 6A S		PUR CAT 6A Gigabit Ethernet cable, suitable for cable tracks	33
■ CATLine CAT 6 RT		PUR CAT 6 Gigabit Ethernet cable, suitable for cable tracks/suitable for robots	33
■ CATLine CAT 6A RT		PUR CAT 6A Gigabit Ethernet cable, suitable for cable tracks/suitable for robots	33
■ CATLine CAT 6A HT		FEP Gigabit Ethernet cable - high temperature resistant	34
■ CATLine CAT 7A S		PUR CAT 7A Gigabit Ethernet cable, suitable for cable tracks	35
■ CATLine CAT 7A RT		PUR CAT 7A Gigabit Ethernet cable, suitable for robots	35
■ CATLine CAT 5e DR		PUR reeling CAT 5e Industrial Ethernet cable	36
■ CATLine CAT 6A DR		PUR reeling CAT 6A Gigabit Ethernet cable	36
■ CATLine CAT 7A DR		PUR reeling CAT 7A Gigabit Ethernet cable	36

SABCATLine Industrial Gigabit Ethernet Cables - Single Pair Ethernet Cables

■ CATLine SPE C-Track		Single Pair Ethernet cable, suitable for cable tracks	37
■ CATLine SPE Robot		Single Pair Ethernet cable, suitable for robots	37
■ CATLine SPE HT		Single Pair Ethernet cable, high temperature resistant	37
■ CATLine SPE Rugged		Single Pair Ethernet cable for robust indoor and outdoor use	38

SABCATLine SABBus Harnessed Cables

■ CATLine Profinet cable		suitable for cable tracks with M12 plug connectorsn	39
■ Profibus cable		suitable for cable tracks with M12 plug connectorsn	39

NEW
NEW
NEW
NEW

Family business in the third generation

75 years of experience in cable and wire manufacturing as well as in temperature measurement technology turned a one-man business into a company with more than 550 employees. We prove our strength every year with more than 1500 special products according to customers' requirements. Each product is a new challenge for our creative technical team. We at **SAB** see ourselves as a manufacturer and a service provider – in the sense of true partnership and the greatest possible customer orientation.

Today, the quality of our products is known and appreciated in more than 100 countries around the world. In all product ranges, we are certified according to DIN EN ISO 9001. Furthermore, we have implemented an environmental management system for our company according to DIN EN ISO 14001, an occupational health and safety management system according to NLF/ILO-OSH and DIN ISO 45001, and an energy management system according to DIN EN ISO 50001.

And also for the future, our slogan is: **"WE CONTINUE!"**

FOUNDED:	1947 by Peter Bröckskes sen. an independent, medium-sized company.
CEO:	Peter Bröckskes and Sabine Bröckskes-Wetten
PLANT/LOCATION:	In Viersen (Lower Rhine) 110.000 m ² company site. Own manufacturing from copper conductor to outer sheath. VDE proved burnchamber and laboratory within the company.
EMPLOYEES/WORKERS:	Approx. 430 at the plant in Viersen, 550 worldwide
YEARLY SALES:	Approx. 134 Mio. € worldwide
PRODUCTS:	Special Cables Measurement Technology Cable Harnessing
CERTIFICATES AND APPROVALS:	<p>Quality management system acc. to DIN EN ISO 9001 for every manufacturing field</p> <p>Environmental management system acc. to DIN EN ISO 14001</p> <p>Occupational health and safety management acc. to NLF/ILO-OSH and DIN ISO 45001</p> <p>Energy management system acc. to DIN EN ISO 50001</p>



Cables for Automation Industry

Applications



- ▶ **S 980 P**
continuously flexible TPE/PUR control cable with numbered cores
- ▶ **S 980 CP**
continuously flexible TPE/PUR control cable with numbered cores and overall copper screen
- ▶ **SL 833 C**
PUR motor connection cable with TPE cores and overall copper screen 0,6/1kV
- ▶ **SL 871 C**
low capacity combined PUR motor connection cable with overall copper screen 0,6/1 kV
- ▶ **SL 875 C - single cable solution**
low capacity hybrid motor connection cable with overall copper screen 0,6/1 kV
- ▶ **SL 841 C**
combined TPE/PUR motor connection cable with overall copper screen 0,6/1 kV
- ▶ **SL 842 C**
TPE/PUR feedback cable with overall copper screen
- ▶ **SL 843 C**
TPE/PUR transmission cable with overall copper screen



- ▶ **S 200**
extremely flexible TPE/PUR control cable with numbered cores
- ▶ **S 200 C**
continuously flexible TPE/PUR control cable with numbered cores and overall copper screen
- ▶ **SL 801 C**
combined TPE/PUR motor connection cable with overall copper screen 0.6/1 kV
- ▶ **SL 802 C**
TPE/PUR feedback cable with overall copper screen
- ▶ **SL 803 C**
TPE/PUR transmission cable with overall copper screen
- ▶ **SL 823 C**
PUR motor connection cable with TPE cores and overall copper screen 0.6/1 kV
- ▶ **S PB 634**
PUR Profibus-DP cable for cable tracks

Photos: Liebherr Verzahrtechnik GmbH

Cable Track Cable

S 200

extremely flexible TPE/PUR control cable with numbered cores for continuous movement



Marking for S 200 07741215:

SAB BRÖCKSKES · D-VIERSEN · S 200 12 x 1,5 mm² CE

Construction:

Conductor:	bare copper strands acc. to IEC 60228, VDE 0295, class 6
Insulation:	TPE
Colour code from 2 conductors	black cores with consecutive numbers acc. to EN 50334 + VDE 0293-334, green-yellow earth wire from 3 cores
Stranding:	specially adjusted layering with non-woven tape over each layer
Wrapping:	non-woven tape
Sheath material:	PUR, TMPU acc. to EN 50363-10-2 + VDE 0207-363-10-2 with mat surface
Sheath colour:	grey (RAL 7000)

Technical Data:

Nominal voltage:	U ₀ /U 300/500 V
Testing voltage:	core/core 2000 V
Min. bending radius <i>continuously flexible:</i>	7,5 x d
Radiation resistance:	1 x 10 ⁷ cJ/kg
Temperature range <i>fixed laying:</i> <i>flexible application:</i>	-50/+90 °C -40/+90 °C
Halogen-free:	acc. to IEC 60754-1 + VDE 0482-754-1
Oil resistance:	very good - TMPU acc. to EN 50363-10-2 + VDE 0207-363-10-2
Chem. resistance:	good against acids, alkalines, solvents, hydraulic liquids etc.
Continuous flexibility:	very good
Weather resistance:	very good
Absence of harmful substances:	acc. to RoHS directive of the European Union

Outstanding features:



- **PWIS uncritical**
(PWIS = paint-wetting impairment substances)
- **flexible at low temperatures**
- **halogen-free**
- **travel > 10 m is possible**
- **high abrasion resistance**
- **small bending radius**
- **small outer diameter**

Also available as hybrid cable for example

3G1,0 + 16 x 0,34 mm²

3G1,0 + 8 x 0,34 mm²

1G0,5 + 4 x 0,34 mm²

Peak operating voltage of data conductors: max. 500 V

item no.	no. of cores x cross section n x mm ²	largest single wire ø mm	outer-ø ± 5% mm	copper figure kg/km	cable weight ≈ kg/km
07740205	2 x 0,50	0,16	4,9	9,6	28
07740305	3 x 0,50	0,16	5,1	14,4	34
07740405	4 x 0,50	0,16	5,5	19,2	41
07740505	5 x 0,50	0,16	6,0	24,0	51
07740705	7 x 0,50	0,16	6,9	33,6	69
07741205	12 x 0,50	0,16	8,3	57,6	99
07741805	18 x 0,50	0,16	9,9	86,4	143
07742505	25 x 0,50	0,16	11,9	120,0	197
07740207	2 x 0,75	0,16	5,4	14,4	36
07740307	3 x 0,75	0,16	5,7	21,6	44
07740407	4 x 0,75	0,16	6,1	28,8	54
07740507	5 x 0,75	0,16	6,7	36,0	67
07740707	7 x 0,75	0,16	7,9	50,4	93
07740210	2 x 1,00	0,16	5,8	19,2	45
07740310	3 x 1,00	0,16	6,1	28,8	54
07740410	4 x 1,00	0,16	6,6	38,4	67
07740510	5 x 1,00	0,16	7,2	48,0	82
07740115	1 x 1,50	0,16	4,0	14,4	25
07740215	2 x 1,50	0,16	6,4	28,8	57
07740315	3 x 1,50	0,16	6,7	43,2	70
07740415	4 x 1,50	0,16	7,3	57,6	89
07740125	1 x 2,50	0,16	4,7	24,0	39
07740425	4 x 2,50	0,16	9,2	96,0	142
07740140	1 x 4,00	0,16	5,4	38,4	56
07740440	4 x 4,00	0,16	10,8	153,6	217
07740160	1 x 6,00	0,21	6,1	57,6	76
07740161	1 x 10,0	0,21	7,1	96,0	120
07740461	4 x 10,0	0,21	15,8	384,0	507
07740162	1 x 16,0	0,21	8,3	153,6	177
07740462	4 x 16,0	0,21	19,0	614,4	782
07740163	1 x 25,0	0,21	9,9	240,0	263
07740463	4 x 25,0	0,21	22,8	960,0	1155
07740164	1 x 35,0	0,21	11,5	336,0	367
07740165	1 x 50,0	0,31	14,0	480,0	538
07740166	1 x 70,0	0,31	16,7	672,0	754
07740167	1 x 95,0	0,31	20,5	912,0	1028
07740168	1 x 120,0	0,31	21,5	1152,0	1260
07740169	1 x 150,0	0,31	24,6	1440,0	1618
07740170	1 x 185,0	0,41	26,7	1776,0	1942
07740171	1 x 240,0	0,41	30,1	2304,0	2483

Other dimensions and colours are possible on request.

further continuously flexible TPE/PUR data and control cables:

SD 200

Item groupe
0774

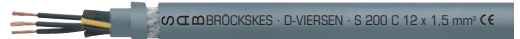
extremely flexible TPE/PUR data cable
with coloured cores for continuous movement



S 200 C

Item groupe
0784

continuously flexible TPE/PUR control cable
with numbered cores and overall copper screen



SD 200 C

Item groupe
0784

continuously flexible TPE/PUR data cable
with coloured cores and overall copper screen



SD 200 C TP

Item groupe
0789

continuously flexible TPE/PUR paired data cable
with coloured cores and overall copper screen



... for more information: www.sab-cable.com

Cable Track Cable

S 910 P continuously flexible TPE/PUR single conductor

S 910 CP continuously flexible TPE/PUR single conductor with overall copper screen



Marking for S 910 P 37681362:

SAB BRÖCKSKES · D-VIERSEN · 37681362 16,0 mm² S 910 P 6 AWG 37680601 AWM Style 10456 80°C 600V CSA AWM I/II A/B 80°C 1000V FT1 FT2 CE



Marking for S 910 CP 37692362:

SAB BRÖCKSKES · D-VIERSEN · 37692362 16,0 mm² S 910 CP 6 AWG 37690601 AWM Style 10456 80°C 600V CSA AWM I/II A/B 80°C 1000V FT1 FT2 CE

Construction:

Conductor:	bare copper strands acc. to IEC 60228, VDE 0295, class 6
Insulation:	TPE, black
Wrapping:	non-woven tape
S 910 CP Screen:	tinned copper braiding
S 910 CP Wrapping:	non-woven tape
Sheath material:	PUR, TMPU acc. to EN 50363-10-2 + VDE 0207-363-10-2 with mat surface
Sheath colour:	black (RAL 9005)

Technical Data:

Nominal voltage:	U ₀ /U 0,6/1 kV	
Voltage:	UL: 600 V	CSA: 1000 V
Min. bending radius <i>continuously flexible:</i>	7,5 x d	
Radiation resistance:	1 x 10 ⁷ cJ/kg	
Temperature range <i>fixed laying:</i> <i>flexible application:</i>	DIN VDE -50/+90 °C	UL/CSA: up to +80 °C -40/+90 °C
Halogen-free:	acc. to IEC 60754-1 + VDE 0482-754-1	
Fire performance:	flame retardant and self-extinguishing acc. to IEC 60332-1-2 + VDE 0482-332-1-2, UL/CSA FT1, FT2	
Oil resistance:	very good - TMPU acc. to EN 50363-10-2 + VDE 0207-363-10-2	
Chem. resistance:	good against acids, alkalines, solvents, hydraulic liquids etc.	
Continuous flexibility:	very good	
Absence of harmful substances:	acc. to RoHS directive of the European Union	

Outstanding features:



- highly flexible single conductor for use in cable tracks
- good chemical resistance
- high abrasion resistance
- halogen-free

S 910 P

item no.	no. of cores x cross section n x mm ²	largest single wire ø mm	AWG/ MCM	outer-ø ± 5% mm	copper figure kg/km	cable weight ≈ kg/km
37681340	1 x 4,00	0,16	12 (224/34)	6,6	38,4	69
37681360	1 x 6,00	0,21	10 (186/32)	7,5	57,6	94
37681361	1 x 10,00	0,21	8 (320/32)	8,4	96,0	138
37681362	1 x 16,00	0,21	6 (512/32)	9,9	153,6	206
37681363	1 x 25,00	0,21	4 (798/32)	11,1	240,0	296
37681364	1 x 35,00	0,21	2 (1083/32)	12,6	336,0	390
37681365	1 x 50,00	0,31	1 (703/28)	14,7	480,0	554
37681366	1 x 70,00	0,31	2/0 (988/28)	17,0	672,0	771
37681367	1 x 95,00	0,31	3/0 (1340/28)	20,4	912,0	1024
37681368	1 x 120,00	0,31	4/0 (1680/28)	23,0	1152,0	1318
37681369	1 x 150,00	0,31	250 MCM (2122/28)	25,7	1440,0	1649

Other dimensions and colours are possible on request.

S 910 CP

item no.	no. of cores x cross section n x mm ²	largest single wire ø mm	AWG/ MCM	outer-ø ± 5% mm	copper figure kg/km	cable weight ≈ kg/km
37692340	1 x 4,00	0,16	12 (224/34)	7,1	54,5	83
37692360	1 x 6,00	0,21	10 (186/32)	8,0	77,3	112
37692361	1 x 10,00	0,21	8 (320/32)	8,9	119,7	157
37692362	1 x 16,00	0,21	6 (512/32)	10,3	182,6	227
37692363	1 x 25,00	0,21	4 (798/32)	11,7	293,9	335
37692364	1 x 35,00	0,21	2 (1083/32)	13,3	395,7	434
37692365	1 x 50,00	0,31	1 (703/28)	15,8	577,7	631
37692366	1 x 70,00	0,31	2/0 (988/28)	17,9	783,2	840
37692367	1 x 95,00	0,31	3/0 (1340/28)	22,9	1051,4	1193
37692368	1 x 120,00	0,31	4/0 (1680/28)	23,9	1293,3	1421
37692369	1 x 150,00	0,31	250 MCM (2122/28)	26,6	1611,3	1773

Other dimensions and colours are possible on request.



Possible on request:

- with green-yellow insulation

Cable Track Cable

S 980 P

continuously flexible TPE/PUR control cable with numbered cores



Marking for S 980 P 77741807:

SAB BRÖCKSKES · D-VIERSEN · 77741812 S 980 P 12 x 0,50 mm² 20 AWG/12c 77742012

AWM Style 21060 80°C 600V CSA AWM I/II A/B 80°C 600V FT1 FT2 CE

Construction:

Conductor:	bare copper strands acc. to IEC 60228, VDE 0295, class 6
Insulation:	TPE
Colour code:	black cores with consecutive numbers acc. to EN 50334 + VDE 0293-334, green-yellow earth wire from 3 cores
Stranding:	specially adjusted layering with netting tape over each layer and one additional non-woven tape over the outer layer
Sheath material:	PUR, TMPU acc. to EN 50363-10-2 + VDE 0207-363-10-2 with mat surface
Sheath colour:	grey (RAL 7000)

Technical Data:

Nominal voltage:	U ₀ /U 300/500 V	
Voltage UL/CSA:	600 V	
Testing voltage:	core/core 2000 V	
Min. bending radius <i>continuously flexible:</i>	7,5 x d	
Radiation resistance:	5 x 10 ⁷ cJ/kg	
Temperature range <i>fixed laying:</i> <i>flexible application:</i>	DIN VDE -50/+90 °C -40/+90 °C	UL/CSA: up to +80 °C
Halogen-free:	acc. to IEC 60754-1 + VDE 0482-754-1	
Fire performance:	flame retardant and self-extinguishing acc. to IEC 60332-1-2 + VDE 0482-332-1-2, CSA FT1, FT2	
Oil resistance:	very good - TMPU acc. to EN 50363-10-2 + VDE 0207-363-10-2	
Chem. resistance:	good against acids, alkalines, solvents, hydraulic liquids etc.	
Continuous flexibility:	very good	
Absence of harmful substances:	acc. to RoHS directive of the European Union	

Outstanding features:



- **PWIS uncritical**
(PWIS = paint-wetting impairment substances)
- **halogen-free**
- **flexible at low temperatures**
- **travel > 10 m is possible**
- **high abrasion resistance**
- **small bending radius**

item no.	no. of cores x cross section n x mm ²	largest single wire ø mm	outer-ø ± 5% mm	copper figure kg/km	cable weight ≈ kg/km
77740305	3 x 0,50	0,16	6,6	14,4	52
77740405	4 x 0,50	0,16	7,1	19,2	61
77740505	5 x 0,50	0,16	7,8	24,0	72
77740705	7 x 0,50	0,16	8,9	33,6	93
77741205	12 x 0,50	0,16	10,5	57,6	139
77741805	18 x 0,50	0,16	12,1	86,4	192
77742505	25 x 0,50	0,16	14,3	120,0	255
77740307	3 x 0,75	0,16	7,1	21,6	60
77740407	4 x 0,75	0,16	7,6	28,8	71
77740507	5 x 0,75	0,16	8,4	36,0	85
77740707	7 x 0,75	0,16	9,6	50,4	109
77740310	3 x 1,00	0,16	7,3	28,8	68
77740410	4 x 1,00	0,16	7,9	38,4	83
77740510	5 x 1,00	0,16	8,6	48,0	98
77740710	7 x 1,00	0,16	10,0	67,2	128
77740315	3 x 1,50	0,16	8,0	43,2	87
77740415	4 x 1,50	0,16	8,9	57,6	108
77740515	5 x 1,50	0,16	9,4	72,0	131
77740715	7 x 1,50	0,16	10,9	100,8	168
77740325	3 x 2,50	0,16	9,3	72,0	126
77740425	4 x 2,50	0,16	10,0	96,0	155
77740525	5 x 2,50	0,16	11,1	120,0	187
77740725	7 x 2,50	0,16	12,8	168,0	249
77740340	3 x 4,00	0,16	10,5	115,2	221
77740440	4 x 4,00	0,16	11,5	153,6	232
77740540	5 x 4,00	0,16	12,6	192,0	271
77740360	3 x 6,00	0,21	12,2	172,8	257
77740460	4 x 6,00	0,21	13,3	230,4	323
77740560	5 x 6,00	0,21	14,6	288,0	376
77740361	3 x 10,0	0,21	15,8	288,0	418
77740461	4 x 10,0	0,21	17,4	384,0	536
77740561	5 x 10,0	0,21	19,5	480,0	653
77740362	3 x 16,0	0,21	18,6	460,8	594
77740462	4 x 16,0	0,21	20,6	614,4	824
77740562	5 x 16,0	0,21	24,5	768,0	1062
77740463	4 x 25,0	0,21	26,0	960,0	1243
77740563	5 x 25,0	0,21	28,9	1200,0	1512
77740464	4 x 35,0	0,21	29,5	1344,0	1626
77740564	5 x 35,0	0,21	32,8	1680,0	1983
77740465	4 x 50,0	0,31	36,2	1920,0	2331

Other dimensions and colours are possible on request.

further continuously flexible TPE/PUR data and control cables:

SD 980 P

continuously flexible TPE/PUR data cable with coloured cores for continuous movement

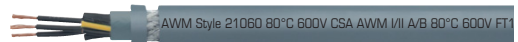
Item groupe 0774



S 980 CP

continuously flexible TPE/PUR control cable with numbered cores and overall copper screen


Item groupe 0784



SD 980 CP

continuously flexible TPE/PUR data cable with coloured cores and overall copper screen

Item groupe 0784



SD 980 CP TP

continuously flexible TPE/PUR paired data cable with coloured cores and overall copper screen

Item groupe 0789



... for more information: www.sab-cable.com

Servo Motor Cables

SL 860 C

low capacity PVC motor connection cable with overall copper screen 0.6/1 kV



4 **DESINA** AWM Style 21179 80°C 1000V CE



Marking for SL 860 C 08600415:

SAB BRÜCKSKES · D-VIERSEN · 08600415 4 x 1,5 mm² SL 860 C 16 AWG/4c 08601604 **DESINA** AWM Style 21179 80°C 1000V CE

Construction:

Conductor:	bare copper strands acc. to IEC 60228, VDE 0295, class 5
Insulation:	special polymer
Colour code:	black cores with consecutive numbers acc. to EN 50334 + VDE 0293-334 and a green-yellow earth wire
Stranding:	specially adjusted layering
Wrapping:	foil
Screen:	tinned copper braiding
Sheath material:	PVC
Sheath colour:	orange (RAL 2003)

Technical data:

Nominal voltage:	U ₀ /U 0.6/1 kV	
Voltage UL:	1000 V	
Testing voltage:	core/core 4000 V	core/screen 4000 V
Min. bending radius		
<i>fixed laying:</i>	5 x d	
<i>flexible application:</i>	10 x d	
Temperature range	DIN VDE	UL: up to +80 °C
<i>fixed laying:</i>	-30/+70 °C	
<i>flexible application:</i>	+0/+70 °C	
Fire performance:	flame retardant and self-extinguishing acc. to IEC 60332-1-2 + VDE 0482-332-1-2, UL FT1	
Oil resistance:	very good - TM5 acc. to EN 50363-4-1 + VDE 0207-363-4-1	
Absence of harmful substances:	acc. to RoHS directive of the European Union	

Outstanding features:



- UL recognized
- very good EMC characteristics
- very good stripping
- low capacity construction
- very good oil resistance

item no.	no. of cores x cross section n x mm ²	AWG	largest single wire ø mm	outer-ø ± 5 % mm	copper figure kg/km	cable weight ≈ kg/km
08600410	4 x 1,00	18 / 4c	0,21	7,7	58,1	95
08600415	4 x 1,50	16 / 4c	0,26	8,5	81,3	116
08600425	4 x 2,50	14 / 4c	0,26	9,3	125,0	159
08600440	4 x 4,00	12 / 4c	0,31	11,9	207,6	262
08600460	4 x 6,00	10 / 4c	0,31	13,6	290,2	354
08600470	4 x 10,00	8 / 4c	0,41	21,4	493,9	618
08600480	4 x 16,00	6 / 4c	0,41	22,2	753,6	919
08600490	4 x 25,00	4 / 4c	0,41	26,0	1130,3	1319
08600495	4 x 35,00	2 / 4c	0,41	29,3	1538,4	1760
08600496	4 x 50,00	1 / 4c	0,41	30,6	2118,8	2430

Other dimensions and colours are possible on request.

Note: DESINA® is a registered trademark of the German Machine Tool Builders' Association.


Servo Motor Cables

SL 863 C

low capacity combined PVC motor connection cable with overall copper screen 0.6/1 kV



SINA AWM Style 21179 80°C 1000V CE



Marking for SL 863 C 08631415:

SAB BRÖCKSKES · D-VIERSEN · 08631415 SL 863 C 4 x 1,50 mm² + (2 x 1,50 mm²) **DESINA** AWM Style 21179 80°C 1000V CE

Construction:

Conductor:	bare copper strands acc. to IEC 60228, VDE 0295, class 5
Insulation:	special polymer
Colour code:	supply cores: black cores with printing core 1: U/L1/C/L+ core 2: V/L2 core 3: W/L3/D/L- and a green-yellow earth wire control cores: with numbers 5+6
Stranding:	control cores twisted to pairs
Screen:	tinned copper braiding
Wrapping:	PETP foil
Stranding:	screened control pair and supply cores twisted together in layer
Wrapping:	PETP foil
Screen:	tinned copper braiding
Sheath material:	PVC
Sheath colour:	orange (RAL 2003)

Technical data:

Nominal voltage:	supply cores U ₀ /U 0.6/1 kV
Voltage UL:	supply cores 1000 V
Peak operating voltage:	control cores max. 350 V
Voltage UL:	control cores 1000 V
Testing voltage:	supply cores core/core 4000 V core/screen 4000 V control cores core/core 2000 V core/screen 2000 V
Min. bending radius	
fixed laying:	5 x d
flexible application:	10 x d
Temperature range	DIN VDE UL: up to +80 °C
fixed laying:	-30/+70 °C
flexible application:	+0/+70 °C
Fire performance:	flame retardant and self-extinguishing acc. to IEC 60332-1-2 + VDE 0482-332-1-2, UL FT1
Oil resistance:	very good - TM5 acc. to EN 50363-4-1 + VDE 0207-363-4-1
Absence of harmful substances:	acc. to RoHS directive of the European Union

Outstanding features:



- UL recognized
- very good EMC characteristics
- very good stripping
- low capacity construction
- very good oil resistance

item no.	dimension	AWG		largest single wire ø mm	outer-ø mm	copper figure kg/km	cable weight ≈ kg/km
		supply cores	control cores (pairs)				
08631415	4 x 1,50 + (2 x 1,50)	16 / 4c	16 / 1pr	0,26/0,26	10,4	133,4	178
08631425	4 x 2,50 + (2 x 1,50)	14 / 4c	16 / 1pr	0,26/0,26	12,2	196,7	256
08631440	4 x 4,00 + (2 x 1,50)	12 / 4c	16 / 1pr	0,31/0,26	13,7	260,0	324
08631460	4 x 6,00 + (2 x 1,50)	10 / 4c	16 / 1pr	0,31/0,26	16,2	374,9	472
08631470	4 x 10,00 + (2 x 1,50)	8 / 4c	16 / 1pr	0,41/0,26	18,9	542,3	672
08631480	4 x 16,00 + (2 x 1,50)	6 / 4c	16 / 1pr	0,41/0,26	23,3	802,2	975
08631490	4 x 25,00 + (2 x 1,50)	4 / 4c	16 / 1pr	0,41/0,26	26,7	1178,5	1363
08631495	4 x 35,00 + (2 x 1,50)	2 / 4c	16 / 1pr	0,41/0,26	29,8	1586,4	1789

Other dimensions and colours are possible on request.

DESINA
SIEMENS

Note: SIEMENS® is a registered trademark. It is only used for comparative purposes.
DESINA® is a registered trademark of the German Machine Tool Builders' Association.


Servo Motor Cables

SL 834 C

low capacity PUR motor connection cable with overall copper screen 0.6/1 kV



20235 80°C CSA AWM I/II A/B 80°C 1000V FT1 FT2 CE



Marking for SL 834 C 08340415:

SAB BBRÖCKSKES · D-VIERSEN · 08340415 4 x 1,5 mm² SL 834 C 16 AWG/4c 1000V 08341604

DESINA AWM Style 20235 80°C CSA AWM I/II A/B 80°C 1000V FT1 FT2 CE

Construction:

Conductor:	bare copper strands acc. to IEC 60228, VDE 0295, class 6
Insulation:	special polymer
Colour code:	black cores with consecutive numbers acc. to EN 50334 + VDE 0293-334 and a green-yellow earth wire
Stranding:	in layers
Wrapping:	non-woven tape
Screen:	tinned copper braiding
Sheath material:	PUR
Sheath colour:	orange (RAL 2003)

Technical data:

Nominal voltage:	U ₀ /U 0.6/1 kV	
Voltage UL/CSA:	1000 V	
Testing voltage:	core/core 4000 V	core/screen 4000 V
Min. bending radius		
fixed laying:	5 x d	
flexible application:	10 x d	
continuously flexible:	12 x d	
Temperature range	DIN VDE	UL/CSA: up to +80 °C
fixed laying:	-50/+70 °C	
flexible application:	-40/+70 °C	
Fire performance:	flame retardant and self-extinguishing acc. to IEC 60332-1-2 + VDE 0482-332-1-2, UL FT1, CSA FT1, FT2	
Oil resistance:	very good - TMPU acc. to EN 50363-10-2 + VDE 0207-363-10-2	
Chem. resistance:	good against acids, alkalines, solvents, hydraulic liquids etc.	
Absence of harmful substances:	acc. to RoHS directive of the European Union	

Outstanding features:



- UL recognized, CSA approval
- low capacity construction
- very good EMC characteristics
- halogen-free
- very high flexibility
- suitable for cable tracks
- very good oil resistance
- very long service life
- adhesion-free installation
- PWIS uncritical
(PWIS = paint-wetting impairment substances)
- flexible at low temperatures
- DESINA® colours



for DNC motors
on frequency converters

item no.	no. of cores x cross section n x mm ²	AWG	largest single wire ø mm	outer-ø ± 5 % mm	copper figure kg/km	cable weight ≈ kg/km
08340415	4 x 1,50	16 / 4c	0,16	9,0	83,5	126
08340425	4 x 2,50	14 / 4c	0,16	10,8	142,5	195
08340440	4 x 4,00	12 / 4c	0,16	12,4	206,5	270
08340460	4 x 6,00	10 / 4c	0,21	15,4	298,1	398
08340470	4 x 10,00	8 / 4c	0,21	17,6	494,7	604
08340480	4 x 16,00	6 / 4c	0,21	22,7	749,7	953
08340490	4 x 25,00	4 / 4c	0,21	25,6	1119,8	1303
08340495	4 x 35,00	2 / 4c	0,21	28,9	1532,9	1750
08340496	4 x 50,00	1 / 4c	0,31	34,5	2144,5	2486

Other dimensions and colours are possible on request.

Note: DESINA® is a registered trademark of the German Machine Tool Builders' Association.


Servo Motor Cables

SL 871 C

low capacity combined PUR motor connection cable with overall copper screen 0.6/1 kV



1000V CSA AWM I/II A/B 80°C 300V FT1 FT2 CE



Marking for SL 871 C 08710415:

SAB BRÖCKSKES · D-VIERSEN · SL 871 C 4 x 1,5 mm² (1000V) + (2 x 1,5 mm²) (300V) 0871-0415

DESINA AWM Style 20235 80°C 1000V CSA AWM I/II A/B 80°C 300V FT1 FT2 CE

Construction:

Conductor:	bare copper strands acc. to IEC 60228, VDE 0295, class 6 < 0,50 mm ² with reference to VDE 0812
Insulation:	special polymer
Colour code:	supply cores up to 08710496: black cores with consecutive numbers acc. to EN 50334 + VDE 0293-334 and a green-yellow earth wire supply cores up to 08711415: core 1: U/L1/C/L+, core 2: V/L2, core 3: W/L3/D/L- and a green-yellow earth wire control cores: with 1 control pair: black, white with 2 control pairs: black with numbers 5, 6 and 7, 8
Stranding:	control cores: twisted to pairs
Wrapping:	control cores: non-woven tape
Screen:	control cores: tinned copper braiding
Wrapping:	control cores: non-woven tape
Stranding:	screened control pairs and supply cores twisted together with fillers in layers
Wrapping:	non-woven tape
Screen:	overall copper screen
Wrapping:	non-woven tape
Sheath material:	TMPU acc. to EN 50363-10-2 + VDE 0207-363-10-2 with mat surface
Sheath colour:	orange (RAL 2003)

Technical data:

Nominal voltage:	supply cores 0.6/1 kV
Peak operating voltage:	control cores max. 350 V
Voltage UL/CSA:	supply cores 1000 V control cores 300 V (from 08711415: 1000 V)
Testing voltage:	supply cores core/core 4000 V core/screen 4000 V control cores core/core 2000 V core/screen 2000 V
Min. bending radius	
<i>fixed laying:</i>	5 x d
<i>flexible application:</i>	10 x d
<i>continuously flexible:</i>	12 x d
Temperature range	DIN VDE UL/CSA: up to +80°C <i>fixed laying:</i> -50/+90 °C <i>flexible application:</i> -40/+90 °C
Fire performance:	flame retardant and self-extinguishing acc. to IEC 60332-1-2 + VDE 0482-332-1-2, UL FT1, CSA FT1, FT2
Oil resistance:	very good - TMPU acc. to EN 50363-10-2 + VDE 0207-363-10-2
Chem. resistance:	good against acids, alkalines, solvents, hydraulic liquids etc.
Weather resistance:	very good
Absence of harmful substances:	acc. to RoHS directive of the European Union

Outstanding features:



- low capacity construction
- UL recognized, CSA approval
- very good EMC characteristics
- long service life
- adhesion-free installation
- high flexibility
- suitable for cable tracks
- halogen-free
- PWIS uncritical
(PWIS = paint-wetting impairment substances)
- flexible at low temperatures
- DESINA® colours



Cable harnessing possible on request

item no.	dimension	AWG		largest single wire ø mm	outer-ø mm	copper figure kg/km	cable weight ≈ kg/km
		supply cores	control cores (pairs)				
08710407	4 x 0,75 + 2 x (2 x 0,34)	19 / 4c	22 / 2pr	0,16/0,11	11,6 ± 0,5	117,1	168
08710410	4 x 1,00 + 2 x (2 x 0,75)	18 / 4c	19 / 2pr	0,16	11,8 ± 0,5	150,1	201
08710415	4 x 1,50 + 2 x (2 x 0,75)	16 / 4c	19 / 2pr	0,16	12,3 ± 0,5	170,1	224
08710425	4 x 2,50 + 2 x (2 x 1,00)	14 / 4c	18 / 2pr	0,16	14,5 ± 0,8	231,8	320
08710441	4 x 4,00 + (2 x 1,00) + (2 x 1,50)	12 / 4c	18 / 1pr + 16 / 1pr	0,16	17,4 ± 0,6	343,0	458
08710461	4 x 6,00 + (2 x 1,00) + (2 x 1,50)	10 / 4c	18 / 1pr + 16 / 1pr	0,21/0,16	18,9 ± 0,8	432,8	557
08710471	4 x 10,00 + (2 x 1,00) + (2 x 1,50)	8 / 4c	18 / 1pr + 16 / 1pr	0,21/0,16	20,4 ± 1,0	603,7	758
08710485	4 x 16,00 + 2 x (2 x 1,50)	6 / 4c	16 / 2pr	0,21/0,16	26,0 ± 0,8	875,7	1111
08710490	4 x 25,00 + 2 x (2 x 1,50)	4 / 4c	16 / 2pr	0,21/0,16	29,4 ± 0,8	1251,1	1517
08710495	4 x 35,00 + 2 x (2 x 1,50)	2 / 4c	16 / 2pr	0,21/0,16	31,3 ± 0,8	1644,6	1882
08710496	4 x 50,00 + 2 x (2 x 2,50)	1 / 4c	14 / 2pr	0,31/0,16	38,2 ± 0,8	2317,6	2659
08711415	4 x 1,50 + (2 x 1,50)	16 / 4c	16 / 1pr	0,16/0,16	12,0 ± 0,3	159,0	200
08711425	4 x 2,50 + (2 x 1,50)	14 / 4c	16 / 1pr	0,16/0,16	13,0 ± 0,3	204,0	290
08711440	4 x 4,00 + (2 x 1,50)	12 / 4c	16 / 1pr	0,16/0,16	15,0 ± 0,3	259,0	340
08711460	4 x 6,00 + (2 x 1,50)	10 / 4c	16 / 1pr	0,21/0,16	16,6 ± 0,4	377,0	470
08711470	4 x 10,00 + (2 x 1,50)	8 / 4c	16 / 1pr	0,21/0,16	19,5 ± 0,4	566,0	700
08711480	4 x 16,00 + (2 x 1,50)	6 / 4c	16 / 1pr	0,21/0,16	23,0 ± 0,4	814,8	1010
08711490	4 x 25,00 + (2 x 1,50)	4 / 4c	16 / 1pr	0,21/0,16	27,0 ± 0,5	1175,0	1450
08711495	4 x 35,00 + (2 x 1,50)	2 / 4c	16 / 1pr	0,21/0,16	30,0 ± 0,5	1586,0	2160
08711496	4 x 50,00 + (2 x 1,50)	1 / 4c	16 / 1pr	0,26/0,16	34,4 ± 0,5	2192,0	2950

Other dimensions and colours are possible on request.

Note: SIEMENS® is a registered trademark. It is only used for comparative purposes.
BOSCH REXROTH® is a registered trademark. It is only used for comparative purposes.
DESINA® is a registered trademark of the German Machine Tool Builders' Association.


Servo Motor Cables

SL 875 C

low capacity hybrid motor connection cable with overall copper screen 0.6/1 kV



0 80°C CSA AWM I/II A/B 80°C 300V FT1 FT2 CE



Marking for SL 875 C 08750105:

SAB BRÖCKSKES · D-VIERSEN · 08750105 SL 875 C 4G1,5 mm² (1000V) + (2 x 1,0 mm²)C (1000V) + (2 x AWG 22)C (1000V)

DESINA AWM Style 20910 80°C CSA AWM I/II A/B 80°C 300V FT1 FT2 CE

Construction:	
Conductor:	bare copper strands acc. to IEC 60228, VDE 0295, class 6 < 0,50 mm ² with reference to VDE 0812
Insulation:	special polymer
Colour code:	item 087501 . . . supply cores: black cores with printing core 1: U/L1/C/L+ core 2: V/L2 core 3: W/L3/D/L- and a green-yellow earth wire control cores: black cores with number 5+6 feedback: white, blue item 087505 . . . supply cores: black, blue, brown, green-yellow control cores: white-blue, white-green feedback: white-green, brown-green + gray, pink, yellow, violet
Stranding:	control cores pairwise, item 087501 . . . feedbackcores pairwise item 087505 . . . feedbackcores 0,09 mm ² pairwise pairs with cores 0,24 mm ² in layers optimally stranded
Wrapping:	non-woven tape resp. foil
Screen:	elements with tinned copper braiding item 087501 . . . feedbackcores additional alu foil
Wrapping:	non-woven tape resp. foil
Stranding:	screened elements and supply cores in layers optimally stranded
Wrapping:	non-woven tape
Sheath material:	TMPU acc. to EN 50363-10-2 + VDE 0207-363-10-2 with mat surface
Sheath colour:	orange (RAL 2003)

Technical data:	
Nominal voltage:	DIN VDE: supply cores U _o /U 0.6/1 kV
Peak operating voltage:	DIN VDE: control cores + feedbackcores max. 500 V
Voltage:	UL: 1000 V CSA: ≥ 0,5 mm ² 1000 V < 0,5 mm ² 300 V
Testing voltage:	supply cores + core/core 4000 V control cores core/screen 4000 V feedbackcores core/core 3000 V core/screen 3000 V
Min. bending radius	<i>fixed laying:</i> 5 x d <i>flexible application:</i> 10 x d <i>continuously flexible:</i> 12 x d
Radiation resistance:	5 x 10 ⁷ cJ/kg
Temperature range	DIN VDE UL/CSA: up to +80 °C <i>fixed laying:</i> -50/+90 °C <i>flexible application:</i> -40/+90 °C
Fire performance:	flame retardant and self-extinguishing acc. to IEC 60332-1-2 + VDE 0482-332-1-2, UL FT1, CSA FT1, FT2
Oil resistance:	very good - TMPU acc. to EN 50363-10-2 + VDE 0207-363-10-2
Chem. resistance:	good against acids, alkalines, solvents, hydraulic liquids etc.
Weather resistance:	very good
Absence of harmful substances:	acc. to RoHS directive of the European Union

Outstanding features:

- used as all-in-one cable solution in motor feedback systems
- low capacity construction
- UL recognized, CSA approval
- very good EMC characteristics
- long service life
- adhesion-free installation
- suitable for cable tracks
- halogen-free
- PWIS uncritical (PWIS = paint-wetting impairment substances)
- flexible at low temperatures
- DESINA® colours

item no.	dimension	outer-ø approx. mm	copper figure kg/km	cable weight ≈ kg/km
acc. to SICK HIPERFACE DSL*				
08750101	4 x 0,50 + (2 x 0,34)C + (2 x 26 AWG)C	9,8	85,2	131
08750102	4 x 0,75 + (2 x 0,34)C + (2 x 26 AWG)C	10,0	95,4	139
08750103	4 x 1,00 + (2 x 0,75)C + (2 x 22 AWG)C	11,8	155,2	199
08750104	4 x 1,50 + (2 x 0,75)C + (2 x 22 AWG)C	12,6	176,5	230
08750105	4 x 1,50 + (2 x 1,00)C + (2 x 22 AWG)C	12,8	181,7	237
08750106	4 x 2,50 + (2 x 1,00)C + (2 x 22 AWG)C	13,9	222,0	286
08750107	4 x 4,00 + (2 x 1,00)C + (2 x 22 AWG)C	15,4	292,8	376
08750108	4 x 6,00 + (2 x 1,00)C + (2 x 22 AWG)C	18,1	414,2	520
08750109	4 x 10,00 + (2 x 1,50)C + (2 x 22 AWG)C	20,0	593,3	715
08750110	4 x 16,00 + (2 x 1,50)C + (2 x 22 AWG)C	24,4	851,9	1055
acc. to HEIDENHAIN HMC6*				
08750501	4 x 0,75 + (2 x 0,34)C + (2 x 0,24 + 2 x 2 x 0,09)C	10,8	122,7	163
08750502	4 x 1,50 + (2 x 0,75)C + (2 x 0,24 + 2 x 2 x 0,09)C	12,1	171,1	219
08750503	4 x 2,50 + (2 x 1,00)C + (2 x 0,24 + 2 x 2 x 0,09)C	13,7	224,0	282
08750504	4 x 4,00 + (2 x 1,00)C + (2 x 0,24 + 2 x 2 x 0,09)C	15,4	288,2	359

Other dimensions and colours are possible on request.

Note: SICK HIPERFACE DSL® is a registered trademark of SICK AG. It is only used for comparative purposes.
HEIDENHAIN HMC6® is a registered trademark of Dr. Johannes Heidenhain GmbH.
It is only used for comparative purposes.



Servo Motor Cables


SL 801 C

combined TPE/PUR motor connection cable with overall copper screen 0.6/1 kV

suitable for
cable tracks and
very good EMC

SAB Servo

0,75 mm² + 2 x (2 x 0,34 mm²) **DESINA** CE



Marking for SL 801 C 08010407:

SAB BRÖCKSKES · D-VIERSEN · SL 801 C 4 x 0,75 mm² + 2 x (2 x 0,34 mm²) **DESINA** CE

Construction:

Conductor:	bare copper strands acc. to IEC 60228, VDE 0295, class 6 >0,5 mm ² with reference to VDE 0812
Insulation:	TPE
Colour code:	black cores with consecutive numbers acc. to EN 50334 + VDE 0293-334 (except 0,34 mm ² = coloured) and a green-yellow earth wire supply cores: U1, V2, W3 and a green-yellow earth wire control cores: BR1 and BR2
from item no. 08011415:	
Stranding:	control cores 0,34 mm ² - 2,5 mm ² twisted to pairs
Screen:	pairs wrapped with alu foil, tinned copper braiding
Wrapping:	pairs with PETP foil
Stranding:	screened control pairs and supply cores twisted together in layers
Wrapping:	non-woven tape
Screen:	tinned copper braiding
Wrapping:	non-woven tape
Sheath material:	PUR, TMPU acc. to EN 50363-10-2 + VDE 0207-363-10-2 with mat surface
Sheath colour:	orange (RAL 2003)

Technical data:

Nominal voltage:	supply cores	U ₀ /U 0.6/1 kV
Peak operating voltage:	control cores	max. 500 V
Testing voltage:	supply cores	core/core 4000 V core/screen 4000 V
	control cores	core/core 1500 V core/screen 1200 V
Min. bending radius	<i>fixed laying:</i>	5 x d
	<i>flexible application:</i>	10 x d
	<i>continuously flexible:</i>	12 x d
Radiation resistance:		5 x 10 ⁷ cJ/kg
Temperature range	<i>fixed laying:</i>	-50/+90 °C
	<i>flexible application:</i>	-40/+90 °C
Oil resistance:		very good - TMPU acc. to EN 50363-10-2 + VDE 0207-363-10-2
Chem. resistance:		good against acids, alkalines, solvents, hydraulic liquids etc.
Weather resistance:		very good
Absence of harmful substances:		acc. to RoHS directive of the European Union

Outstanding features:



- very good EMC characteristics
- long service life
- suitable for cable tracks
- adhesion-free installation
- high flexibility
- halogen-free
- PWIS uncritical
(PWIS = paint-wetting impairment substances)
- flexible at low temperatures
- DESINA® colours



Cable harnessing
possible on request

item no.	dimension	AWG		largest single wire ø mm	outer-ø mm	copper figure kg/km	cable weight ≈ kg/km
		supply cores	control cores (pairs)				
08010407	4 x 0,75 + 2 x (2 x 0,34)	19 / 4c	22 / 2pr	0,16/0,11	10,5 ± 0,5	115,5	160
08010410	4 x 1,00 + 2 x (2 x 0,75)	18 / 4c	19 / 2pr	0,16	12,0 ± 0,5	154,2	209
08010415	4 x 1,50 + 2 x (2 x 0,75)	16 / 4c	19 / 2pr	0,16	12,2 ± 0,5	174,3	233
08010425	4 x 2,50 + 2 x (2 x 1,00)	14 / 4c	18 / 2pr	0,16	15,0 ± 0,8	236,8	312
08010441	4 x 4,00 + (2 x 1,00) + (2 x 1,50)	12 / 4c	18 / 1pr + 16 / 1pr	0,16	17,8 ± 0,6	349,8	463
08010461	4 x 6,00 + (2 x 1,00) + (2 x 1,50)	10 / 4c	18 / 1pr + 16 / 1pr	0,21/0,16	18,6 ± 0,8	437,6	580
08010471	4 x 10,00 + (2 x 1,00) + (2 x 1,50)	8 / 4c	18 / 1pr + 16 / 1pr	0,21/0,16	22,5 ± 1,0	613,5	792
08010485	4 x 16,00 + 2 x (2 x 1,50)	6 / 4c	16 / 2pr	0,21/0,16	27,6 ± 0,8	880,6	1130
08010490	4 x 25,00 + 2 x (2 x 1,50)	4 / 4c	16 / 2pr	0,21/0,16	28,0 ± 1,0	1237,0	1507
08010495	4 x 35,00 + 2 x (2 x 1,50)	2 / 4c	16 / 2pr	0,21/0,16	32,0 ± 1,0	1647,3	2011
08010496	4 x 50,00 + 2 x (2 x 2,50)	1 / 4c	14 / 2pr	0,21/0,16	38,2 ± 1,0	2324,0	2866
08011415	4 x 1,50 + (2 x 1,50)	16 / 4c	16 / 1pr	0,16	12,5 ± 0,4	161,8	213
08011425	4 x 2,50 + (2 x 1,50)	14 / 4c	16 / 1pr	0,16	13,8 ± 0,4	202,1	266
08011440	4 x 4,00 + (2 x 1,50)	12 / 4c	16 / 1pr	0,16	14,9 ± 0,4	270,4	353
08011460	4 x 6,00 + (2 x 1,50)	10 / 4c	16 / 1pr	0,21/0,16	16,7 ± 1,1	382,5	490
08011470	4 x 10,00 + (2 x 1,50)	8 / 4c	16 / 1pr	0,21/0,16	19,2 ± 1,6	549,4	698
08011480	4 x 16,00 + (2 x 1,50)	6 / 4c	16 / 1pr	0,21/0,16	23,0 ± 1,7	802,2	1008
08011490	4 x 25,00 + (2 x 1,50)	4 / 4c	16 / 1pr	0,21/0,16	26,9 ± 1,0	1171,1	1448
08011495	4 x 35,00 + (2 x 1,50)	2 / 4c	16 / 1pr	0,21/0,16	31,0 ± 1,0	1592,3	2012
08011496	4 x 50,00 + (2 x 1,50)	1 / 4c	16 / 1pr	0,21/0,16	34,8 ± 1,0	2203,3	2695

Other dimensions and colours are possible on request.

Note: SIEMENS® is a registered trademark. It is only used for comparative purposes.
BOSCH REXROTH® is a registered trademark. It is only used for comparative purposes.
DESINA® is a registered trademark of the German Machine Tool Builders' Association.


Servo Motor Cables

SL 841 C

combined TPE/PUR motor connection cable with overall copper screen 0.6/1 kV



80°C CSA AWM I/II A/B 80°C 300V FT1 FT2 CE



Marking for SL 841 C 08410407:

SAB BRÖCKSKES · D-VIERSEN · 08410407 SL 841 C 4 x 0,75 mm² (1000V) + 2 x (2 x 0,34 mm²) (300V)

DESINA AWM Style 20235 80°C CSA AWM I/II A/B 80°C 300V FT1 FT2 CE

Construction:

Conductor:	bare copper strands acc. to IEC 60228, VDE 0295, class 6 < 0,50 mm ² with reference to VDE 0812
Insulation:	TPE
Colour code:	black cores with consecutive numbers acc. to EN 50334 + VDE 0293-334 and a green-yellow earth wire
from item no. 08411415:	supply cores: * U1, V2, W3 and a green-yellow earth wire control cores: ** BR1 and BR2
Stranding:	control cores 0,34 mm ² - 2,5 mm ² twisted to pairs
Screen:	pairs wrapped with alu foil, tinned copper braiding
Wrapping:	pairs with PETP foil
Stranding:	screened control pairs and supply cores twisted together in layers
Wrapping:	two layers non-woven tape
Screen:	overall copper screen
Wrapping:	non-woven tape
Sheath material:	PUR, TMPU acc. to EN 50363-10-2 + VDE 0207-363-10-2 with mat surface
Sheath colour:	orange (RAL 2003)

Technical data:

Nominal voltage:	supply cores U ₀ /U 0.6/1 kV
Peak operating voltage:	control cores max. 350 V
Voltage UL/CSA:	supply cores 1000 V control cores 300 V
Testing voltage:	supply cores core/core 4000 V core/screen 4000 V control cores core/core 2000 V core/screen 2000 V
Min. bending radius	5 x d
<i>fixed laying:</i>	10 x d
<i>flexible application:</i>	12 x d
<i>continuously flexible:</i>	
Radiation resistance:	5 x 10 ⁷ cJ/kg
Temperature range	DIN VDE UL/CSA: up to +80 °C
<i>fixed laying:</i>	-50/+90 °C
<i>flexible application:</i>	-40/+90 °C
Fire performance:	flame retardant and self-extinguishing acc. to IEC 60332-1-2 + VDE 0482-332-1-2, UL FT1, CSA FT1, FT2
Oil resistance:	very good - TMPU acc. to EN 50363-10-2 + VDE 0207-363-10-2
Chem. resistance:	good against acids, alkalines, solvents, hydraulic liquids etc.
Weather resistance:	very good
Absence of harmful substances:	acc. to RoHS directive of the European Union

Outstanding features:



- UL recognized, CSA approval
- very good EMC characteristics
- long service life
- adhesion-free installation
- high flexibility
- suitable for cable tracks
- halogen-free
- PWIS uncritical
(PWIS = paint-wetting impairment substances)
- flexible at low temperatures
- DESINA® colours



Cable harnessing possible on request

item no.	dimension	AWG		largest single wire ø mm	outer-ø mm	copper figure kg/km	cable weight ≈ kg/km
		supply cores	control cores (pairs)				
08410407	4 x 0,75 + 2 x (2 x 0,34)	19 / 4c	22 / 2pr	0,16/0,11	11,6 ± 0,5	117,1	168
08410410	4 x 1,00 + 2 x (2 x 0,75)	18 / 4c	19 / 2pr	0,16	11,8 ± 0,5	150,1	201
08410415	4 x 1,50 + 2 x (2 x 0,75)	16 / 4c	19 / 2pr	0,16	12,3 ± 0,5	170,1	228
08410425	4 x 2,50 + 2 x (2 x 1,00)	14 / 4c	18 / 2pr	0,16	14,5 ± 0,8	231,8	320
08410441	4 x 4,00 + (2 x 1,00) + (2 x 1,50)	12 / 4c	18 / 1pr + 16 / 1pr	0,16	17,4 ± 0,6	343,0	458
08410461	4 x 6,00 + (2 x 1,00) + (2 x 1,50)	10 / 4c	18 / 1pr + 16 / 1pr	0,21/0,16	18,9 ± 0,8	432,8	557
08410471	4 x 10,00 + (2 x 1,00) + (2 x 1,50)	8 / 4c	18 / 1pr + 16 / 1pr	0,21/0,16	20,4 ± 1,0	603,7	736
08410485	4 x 16,00 + 2 x (2 x 1,50)	6 / 4c	16 / 2pr	0,21/0,16	26,0 ± 0,8	875,7	1111
08410490	4 x 25,00 + 2 x (2 x 1,50)	4 / 4c	16 / 2pr	0,21/0,16	29,4 ± 0,8	1251,1	1517
08410495	4 x 35,00 + 2 x (2 x 1,50)	2 / 4c	16 / 2pr	0,21/0,16	31,3 ± 0,8	1644,6	1882
08410496	4 x 50,00 + 2 x (2 x 2,50)	1 / 4c	14 / 2pr	0,31/0,16	38,2 ± 0,8	2317,6	2659
08411415	4 x 1,50 + (2 x 1,50)	16 / 4c	16 / 1pr	0,16	12,5 ± 0,3	159,9	222
08411425	4 x 2,50 + (2 x 1,50)	14 / 4c	16 / 1pr	0,16	13,3 ± 0,4	204,8	285
08411440	4 x 4,00 + (2 x 1,50)	12 / 4c	16 / 1pr	0,16	15,2 ± 0,4	268,8	369
08411460	4 x 6,00 + (2 x 1,50)	10 / 4c	16 / 1pr	0,21/0,16	16,6 ± 1,1	377,5	485
08411470	4 x 10,00 + (2 x 1,50)	8 / 4c	16 / 1pr	0,21/0,16	19,5 ± 1,6	555,8	677
08411480	4 x 16,00 + (2 x 1,50)	6 / 4c	16 / 1pr	0,21/0,16	23,7 ± 1,0	814,8	1019
08411490	4 x 25,00 + (2 x 1,50)	4 / 4c	16 / 1pr	0,21/0,16	27,2 ± 0,7	1175,6	1418
08411495	4 x 35,00 + (2 x 1,50)	2 / 4c	16 / 1pr	0,21/0,16	30,1 ± 1,0	1586,4	1810
08411496	4 x 50,00 + (2 x 1,50)	1 / 4c	16 / 1pr	0,31/0,16	34,4 ± 1,0	2192,4	2463

Other dimensions and colours are possible on request.

Note: SIEMENS® is a registered trademark. It is only used for comparative purposes.
BOSCH REXROTH® is a registered trademark. It is only used for comparative purposes.
DESINA® is a registered trademark of the German Machine Tool Builders' Association.



Servo Motor Cables

SL 823 C

PUR motor connection cable with TPE cores and overall copper screen 0.6/1 kV

extremely long
service life

SAB Servo

ISEN · SL 823 C 0,6/1 kV 4 x 1,5 mm² **DESINA** CE



Marking for SL 823 C 08230415:

SAB BRÖCKSKES · D-VIERSEN · SL 823 C 0,6/1 kV 4 x 1,5 mm² **DESINA** CE

Construction:

Conductor:	bare copper strands acc. to IEC 60228, VDE 0295, class 6
Insulation:	TPE
Colour code:	black cores with consecutive numbers acc. to EN 50334 + VDE 0293-334 and a green-yellow earth wire
Stranding:	in layers
Wrapping:	two layers of non-woven tape
Screen:	tinned copper braiding
Wrapping:	non-woven tape
Sheath material:	PUR, TPU acc. to EN 50363-10-2 + VDE 0207-363-10-2 with mat surface
Sheath colour:	orange (RAL 2003)

Technical data:

Nominal voltage:	U ₀ /U 0.6/1 kV
Testing voltage:	core/core 4000 V core/screen 4000 V
Min. bending radius	
fixed laying:	5 x d
flexible application:	10 x d
continuously flexible:	12 x d
Radiation resistance:	5 x 10 ⁷ cJ/kg
Temperature range	
fixed laying:	-50/+90 °C
flexible application:	-40/+90 °C
Oil resistance:	very good - TPU acc. to EN 50363-10-2 + VDE 0207-363-10-2
Chem. resistance:	good against acids, alkalines, solvents, hydraulic liquids etc.
Weather resistance:	very good
Absence of harmful substances:	acc. to RoHS directive of the European Union

Outstanding features:

- very good EMC characteristics
- very high flexibility
- suitable for cable tracks
- oil resistant
- very long service life
- adhesion-free installation
- halogen-free
- PWIS uncritical
(PWIS = paint-wetting impairment substances)
- flexible at low temperatures
- DESINA® colours



for DNC motors
on frequency converters

DESINA

item no.	no. of cores x cross section n x mm ²	AWG	largest single wire ø mm	outer-ø ± 5 % mm	copper figure kg/km	cable weight ≈ kg/km
08230415	4 x 1,50	16 / 4c	0,16	9,5	95,8	141
08230425	4 x 2,50	14 / 4c	0,16	11,9	147,0	217
08230440	4 x 4,00	12 / 4c	0,16	13,0	210,2	289
08230460	4 x 6,00	10 / 4c	0,21	15,9	300,5	420
08230470	4 x 10,00	8 / 4c	0,21	18,5	489,9	627
08230480	4 x 16,00	6 / 4c	0,21	22,4	751,3	965
08230490	4 x 25,00	4 / 4c	0,21	25,5	1118,2	1363
08230495	4 x 35,00	2 / 4c	0,21	29,5	1533,4	1848
08230496	4 x 50,00	1 / 4c	0,31	34,5	2148,7	2553

Other dimensions and colours are possible on request.

Note: DESINA® is a registered trademark of the German Machine Tool Builders' Association.


Servo Motor Cables

SL 833 C

PUR motor connection cable with TPE cores and overall copper screen 0.6/1 kV



20235 80°C CSA AWM I/II A/B 80°C 1000V FT1 FT2 CE



Marking for SL 833 C 08330415:

SAB BRÖCKSKES · D-VIERSEN · 08330415 4 x 1,5 mm² SL 833 C 16 AWG/4c 1000V 08331604

DESINA AWM Style 20235 80°C CSA AWM I/II A/B 80°C 1000V FT1 FT2 CE

Construction:

Conductor:	bare copper strands acc. to IEC 60228, VDE 0295, class 6
Insulation:	TPE
Colour code:	black cores with consecutive numbers acc. to EN 50334 + VDE 0293-334 and a green-yellow earth wire
Stranding:	in layers
Wrapping:	non-woven tape
Screen:	tinned copper braiding
Sheath material:	PU acc. to UL 758
Sheath colour:	orange (RAL 2003)

Technical data:

Nominal voltage:	U ₀ /U 0.6/1 kV	
Voltage UL/CSA:	1000 V	
Testing voltage:	core/core 4000 V	core/screen 4000 V
Min. bending radius		
fixed laying:	5 x d	
flexible application:	10 x d	
continuously flexible:	12 x d	
Radiation resistance:	5 x 10 ⁷ cJ/kg	
Temperature range	DIN VDE	UL/CSA: up to +80 °C
fixed laying:	-50/+80 °C	
flexible application:	-40/+80 °C	
Fire performance:	flame retardant and self-extinguishing acc. to IEC 60332-1-2 + VDE 0482-332-1-2, UL FT1, CSA FT1, FT2	
Oil resistance:	very good - oilrating 60 °C acc. to UL 1581	
Chem. resistance:	good against acids, alkalines, solvents, hydraulic liquids etc.	
Absence of harmful substances:	acc. to RoHS directive of the European Union	

Outstanding features:



- UL recognized, CSA approval
- very good EMC characteristics
- very high flexibility
- suitable for cable tracks
- oil resistant
- very long service life
- adhesion-free installation
- PWIS uncritical
(PWIS = paint-wetting impairment substances)
- flexible at low temperatures
- DESINA® colours



for DNC motors
on frequency converters

item no.	no. of cores x cross section n x mm ²	AWG	largest single wire ø mm	outer-ø ± 5 % mm	copper figure kg/km	cable weight ≈ kg/km
08330415	4 x 1,50	16 / 4c	0,16	9,1	83,5	126
08330425	4 x 2,50	14 / 4c	0,16	11,0	142,5	192
08330440	4 x 4,00	12 / 4c	0,16	12,5	206,7	273
08330460	4 x 6,00	10 / 4c	0,21	15,5	298,3	399
08330470	4 x 10,00	8 / 4c	0,21	17,8	495,2	605
08330480	4 x 16,00	6 / 4c	0,21	22,8	750,0	951
08330490	4 x 25,00	4 / 4c	0,21	25,7	1120,2	1331
08330495	4 x 35,00	2 / 4c	0,21	29,2	1534,3	1732
08330496	4 x 50,00	1 / 4c	0,31	34,3	2144,0	2428

Other dimensions and colours are possible on request.

Note: DESINA® is a registered trademark of the German Machine Tool Builders' Association.

Servo Motor Cables

SL 802 C TPE/PUR feedback cable with overall copper screen

SL 803 C TPE/PUR transmission cable with overall copper screen

suitable for
cable tracks

SAB Servo

BOSCH REXROTH · D-VIERSEN · SL 802 C 9 x 0,5 mm² CE



Marking for SL 802 C 08020050:

SAB BRÖCKSKES · D-VIERSEN · SL 802 C 9 x 0,5 mm² CE



4 x 2 x 0,14 mm² + 4 x 0,5 mm² DESINA CE



Marking for SL 803 C 08030012:

SAB BRÖCKSKES · D-VIERSEN · SL 803 C 4 x 2 x 0,14 mm² + 4 x 0,5 mm² DESINA CE

Construction:

Conductor:	bare copper strands with reference to VDE 0812
Insulation:	TPE
Colour code:	coloured
Stranding	
SL 802 C:	in layers
SL 803 C:	in layers or pairwise
	<i>acc. to dimension:</i>
Screen:	pairs with tinned copper wires braided or wrapped
Inner sheath:	TPE
Stranding:	cores/pairs twisted together in layers
Wrapping:	non-woven tape or netting tape
Screen:	tinned copper braiding
Wrapping:	non-woven tape
Sheath material:	PUR, TMPU acc. to EN 50363-10-2 + VDE 0207-363-10-2 with mat surface
Sheath colour	SL 802 C: orange (RAL 2003) SL 803 C: green (RAL 6018)

Technical data:

Peak operating voltage	
SL 802 C:	max. 500 V
SL 803 C:	max. 350 V
Testing voltage:	core/core 2000 V core/screen 1200 V
Min. bending radius	
<i>fixed laying:</i>	5 x d
<i>flexible application:</i>	10 x d
<i>continuously flexible:</i>	12 x d
Radiation resistance:	5 x 10 ⁷ cJ/kg
Temperature range	
<i>fixed laying:</i>	-50/+90 °C
<i>flexible application:</i>	-40/+90 °C
Oil resistance:	very good - TMPU acc. to EN 50363-10-2 + VDE 0207-363-10-2
Chem. resistance:	good against acids, alkalines, solvents, hydraulic liquids etc.
Weather resistance:	very good
Absence of harmful substances:	acc. to RoHS directive of the European Union

Outstanding features:



- very good EMC characteristics
- very high flexibility
- very long service life
- suitable for cable tracks
- adhesion-free installation
- oil resistant
- halogen-free
- PWIS uncritical
(PWIS = paint-wetting impairment substances)
- flexible at low temperatures
- DESINA® colours



suitable for
resolvers and shaft encoders

item no.	dimension	sheath colour	largest single wire ø mm	outer-ø ± 10% mm	copper figure kg/km	cable weight ≈ kg/km
motor feedback cable						
08020050	9 x 0,50	orange	0,16	7,8	66,2	97
transmission cable						
08030009	4 x 2 x 0,25 + 2 x 0,50	orange	0,11/0,16	7,8	51,8	81
08030010	4 x 2 x 0,25 + 2 x 1,00	orange	0,11/0,16	7,9	63,3	93
08030160	3 x 2 x 0,25 + 3 x 0,25 + 2 x 1,00	orange	0,11/0,16	7,9	65,8	96
08030040	3 x 2 x 0,25	orange	0,11	6,3	33,2	52
08030060	4 x 2 x 0,14 + (4 x 0,14) D + 4 x 1,00	orange	0,11/0,16	9,7	88,5	135
08030012	4 x 2 x 0,14 + 4 x 0,50	green	0,11/0,16	7,9	54,9	86
08030112	10 x 0,14 + 2 x 0,50	green	0,11/0,16	7,0	44,0	66
08030114	10 x 0,14 + 4 x 0,50	green	0,11/0,16	7,8	55,6	83
08030013	4 x 2 x 0,38 + 4 x 0,50	green	0,11/0,16	8,9	75,9	112
08030020	3 x (2 x 0,14 C) + 2 x 1,00	green	0,11/0,16	8,6	80,6	102
08030022	3 x (2 x 0,14 C) + 2 x (0,50 C)	green	0,11/0,16	8,8	87,6	108
08031050	3 x (2 x 0,14 D) + 4 x 0,14 + 4 x 0,22 + 2 x 0,50	green	0,11	9,5	77,9	121

Other dimensions and colours are possible on request.

Note: SIEMENS® is a registered trademark. It is only used for comparative purposes.
BOSCH REXROTH® is a registered trademark. It is only used for comparative purposes.
DESINA® is a registered trademark of the German Machine Tool Builders' Association.

DESINA®
SIEMENS®
BOSCH REXROTH®



www.sab-cable.com

Servo Motor Cables



SL 842 C TPE/PUR feedback cable with overall copper screen

SL 843 C TPE/PUR transmission cable with overall copper screen



Marking for SL 842 C 08420050:

SAB BRÖCKSKES · D-VIERSEN · 08420050 9 x 0,5 mm² SL 842 C 20 AWG/9c 08422009

AWM-Style 20233 80°C CSA AWM I/II A/B 80°C 300V FT1 FT2 CE



Marking for SL 843 C 08431050:

SAB BRÖCKSKES · D-VIERSEN · 08431050 SL 843 C 3 x (2 x 0,14 mm² D) + 4 x 0,22 mm² + 2 x 0,5 mm²

DESINA AWM-Style 20235 80°C CSA AWM I/II A/B 80°C 300V FT1 CE

Construction:

Conductor:	bare copper strands with reference to VDE 0812
Insulation:	TPE
Colour code:	coloured
Stranding	SL 842 C: in layers SL 843 C: in layers or pairwise
	<i>acc. to dimension:</i>
Screen:	pairs with tinned copper wires braided or wrapped
Inner sheath:	TPE over screened pairs
Stranding:	cores/pairs twisted together in layers
Wrapping:	one or two layers non-woven tape
Screen:	tinned copper braiding
Wrapping:	non-woven tape
Sheath material:	PUR, TPU acc. to EN 50363-10-2 + VDE 0207-363-10-2 with mat surface
Sheath colour	SL 842 C: orange (RAL 2003) SL 843 C: green (RAL 6018)

Technical data:

Peak operating voltage	max. 500 V	
SL 842 C:	max. 350 V	
SL 843 C:		
Voltage UL/CSA:	300 V	
Testing voltage:	core/core 2000 V	core/screen 2000 V
Min. bending radius		
<i>fixed laying:</i>	5 x d	
<i>flexible application:</i>	10 x d	
<i>continuously flexible:</i>	12 x d	
Radiation resistance:	5 x 10 ⁷ cJ/kg	
Temperature range	DIN VDE	UL/CSA: up to +80 °C
<i>fixed laying:</i>	-50/+90 °C	
<i>flexible application:</i>	-40/+90 °C	
Fire performance	flame retardant and self-extinguishing	
SL 842 C:	acc. to IEC 60332-1-2 + VDE 0482-332-1-2, UL FT1, CSA FT1, FT2	
Fire performance	flame retardant and self-extinguishing	
SL 843 C:	acc. to IEC 60332-1-2 + VDE 0482-332-1-2, UL/CSA FT1	
Oil resistance:	very good - TPU acc. to EN 50363-10-2 + VDE 0207-363-10-2	
Chem. resistance:	good against acids, alkalines, solvents, hydraulic liquids etc.	
Weather resistance:	very good	
Absence of harmful substances:	acc. to RoHS directive of the European Union	

Outstanding features:



- UL recognized, CSA approval
- good EMC characteristics
- high flexibility
- suitable for cable tracks
- oil resistant
- long service life
- adhesion-free installation
- halogen-free
- PWIS uncritical (PWIS = paint-wetting impairment substances)
- DESINA® colours



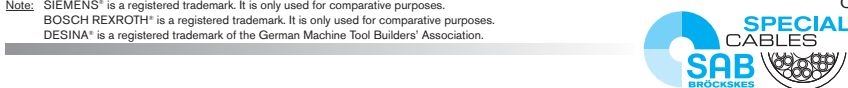
suitable for
resolvers and shaft encoders

item no.	dimension	sheath colour	largest single wire ø mm	outer-ø approx. mm	copper figure kg/km	cable weight ≈ kg/km
motor feedback cable						
08420050	9 x 0,50	orange	0,16	8,8 ± 0,3	72,6	104
transmission cable						
08430009	4 x 2 x 0,25 + 2 x 0,50	orange	0,11/0,16	8,8 ± 0,3	54,7	92
08430010	4 x 2 x 0,25 + 2 x 1,00	orange	0,11/0,16	8,8 ± 0,3	63,5	96
08430160	3 x (2 x 0,25) D + 3 x 0,25 + 2 x 1,00	orange	0,11/0,16	10,0 ± 0,3	85,6	132
08430040	3 x (2 x 0,25) D	orange	0,11	8,7 ± 0,3	57,7	94
08430060	4 x 2 x 0,14 + (4 x 0,14) D + 4 x 1,0	orange	0,11/0,16	9,8 ± 0,3	88,7	136
08430012	4 x 2 x 0,14 + 4 x 0,50	green	0,11/0,16	9,1 ± 10%	56,9	101
08430112	10 x 0,14 + 2 x 0,50	green	0,11/0,16	8,5 ± 10%	46,8	90
08430114	10 x 0,14 + 4 x 0,50	green	0,11/0,16	9,0 ± 10%	59,5	106
08430006	3 x 2 x 0,25 + 2 x 0,50	green	0,11/0,16	8,7 ± 10%	50,1	89
08430013	4 x 2 x 0,38 + 4 x 0,50	green	0,11/0,16	10,3 ± 10%	80,6	135
08430020	3 x (2 x 0,14) C + 2 x 1,00	green	0,11/0,16	10,0 ± 10%	85,8	127
08430022	3 x (2 x 0,14) C + 2 x (0,50 C)	green	0,11/0,16	10,1 ± 10%	93,0	134
08431050	3 x (2 x 0,14) D + 4 x 0,14 + 4 x 0,22 + 2 x 0,50	green	0,11	10,7 ± 10%	97,9	129
08430070	3 x (2 x 0,14) D + 4 x 0,14 + 2 x 0,50	green	0,11/0,16	10,1 ± 10%	71,5	122
08430310	12 x 0,22	green	0,11	8,5 ± 10%	46,4	86
08430212	2 x 2 x 0,18	green	0,11	6,7 ± 10%	24,2	50
08430214	4 x 2 x 0,18	green	0,11	8,2 ± 10%	34,9	71
08430216	8 x 2 x 0,18	green	0,11	9,7 ± 10%	55,2	104

Note: SIEMENS® is a registered trademark. It is only used for comparative purposes.
BOSCH REXROTH® is a registered trademark. It is only used for comparative purposes.
DESINA® is a registered trademark of the German Machine Tool Builders' Association.

Other dimensions and colours are possible on request.

DESINA®
SIEMENS®



www.sab-cable.com

Servo Motor Cables

SL 839 C

PUR transmission cable with overall copper screen



Marking for SL 839 C 08390122:

SAB BRÜCKSKES · D-VIERSEN · 08390122 SL 839 C 12 x 0,22 mm² DESINA AWM Style 20236 80°C 30V

Construction:

Conductor:	tinned copper strands with reference to VDE 0812
Insulation:	special polymer
Colour code:	coloured
	<i>acc. to dimension:</i>
Screen:	pairs wrapped with tinned copper braiding
Inner sheath:	special polymer
Stranding:	cores or pairs
Stranding:	cores/pairs twisted together in layers
Wrapping:	one non-woven tape or non-woven tape and PETP foil
Screen:	tinned copper braiding
Wrapping:	non-woven tape
Sheath material:	PUR, TPU acc. to EN 50363-10-2 + VDE 0207-363-10-2 with mat surface or PU acc. to UL 758
Sheath colour:	green (RAL 6018)

Technical data:

Peak operating voltage:	max. 30 V	
Voltage UL:	30 V	
Testing voltage:	core/core	600 V
	core/screen	600 V
Min. bending radius		
<i>fixed laying:</i>	5 x d	
<i>flexible application:</i>	10 x d	
<i>continuously flexible:</i>	12 x d	
Radiation resistance:	5 x 10 ⁷ cJ/kg	
Temperature range	DIN VDE	UL: up to +80 °C
<i>fixed laying:</i>	-40/+70 °C	
<i>flexible application:</i>	-20/+70 °C	
Oil resistance:	very good - TPU acc. to EN 50363-10-2 + VDE 0207-363-10-2 or oilrating 60 °C acc. to UL 758	
Chem. resistance:	good against acids, alkalines, solvents, hydraulic liquids etc.	
Weather resistance:	very good	
Absence of harmful substances:	acc. to RoHS directive of the European Union	

Outstanding features:



- UL recognized
- good EMC characteristics
- suitable for cable tracks
- flexible installation
- oil resistant
- long service life
- adhesion-free installation
- halogen-free
- PWIS uncritical
(PWIS = paint-wetting impairment substances)
- DESINA® colours



suitable for resolvers and shaft encoders

Sheath material TPU acc. to DIN VDE 0282

item no.	dimension	sheath colour	largest single wire ø mm	outer-ø mm	copper figure kg/km	cable weight ≈ kg/km
08390114	3 x (2 x 0,14) D + 2 x (0,50) D	green	0,11/0,16	9,2 ± 0,4	68,2	106
08390214	3 x (2 x 0,14) D + 4 x 0,14 + 2 x 0,50	green	0,11/0,16	9,0 ± 0,4	63,7	101
08391050	3 x (2 x 0,14) D + 4 x 0,14 + 4 x 0,22 + 2 x 0,50	green	0,11/0,16	9,6 ± 0,4	79,0	114
08390138	4 x 2 x 0,38 + 4 x 0,50	green	0,11/0,16	8,8 ± 0,4	72,2	111
08390318	8 x 2 x 0,18	green	0,11	7,8 ± 0,4	48,0	77
08390122	12 x 0,22	green	0,11	6,7 ± 0,4	42,5	66

Other dimensions and colours are possible on request.

Sheath material PU acc. to UL 758

item no.	dimension	sheath colour	largest single wire ø mm	outer-ø mm	copper figure kg/km	cable weight ≈ kg/km
08390118	4 x 0,18	green	0,11	4,9 ± 0,4	18,9	30
08390218	4 x 2 x 0,18	green	0,11	6,3 ± 0,4	30,8	50
08390115	2 x 2 x 0,15 + 2 x 0,38	green	0,11/0,16	6,9 ± 0,3	46,1	67
08390220	2 x 2 x 0,20 + 2 x 0,38	green	0,11/0,16	6,9 ± 0,3	34,9	61


Other dimensions and colours are possible on request.

Note: DESINA® is a registered trademark of the German Machine Tool Builders' Association.

Sensor-/Actuator Cable

PUR Sensor cable

suitable for cable tracks



Marking for PUR Sensor cable 07489001:

SAB BRÖCKSKES · D-VIERSEN · PUR-Sensorleitung 16 x 0,5 mm² + 3 x 1,0 mm² CE

Construction:

Conductor:	bare copper strands acc. to IEC 60228, VDE 0295, class 6
Insulation:	SABIX®
Colour code:	acc. to colour code Euchner
Stranding:	specially adjusted layering
Wrapping:	non-woven tape
Sheath material:	PUR, TPU acc. to EN 50363-10-2 + VDE 0207-363-10-2
Sheath colour:	grey (RAL 7000)

Outstanding features:



- halogen-free
- small outer diameter
- suitable for cable tracks
- high abrasion resistance
- very good flexibility

Technical Data:

Nominal voltage:	Uo/U 300/500 V
Testing voltage:	core/core 2000 V
Min. bending radius	
<i>fixed laying:</i>	5 x d
<i>flexible application:</i>	10 x d
<i>continuously flexible:</i>	12 x d
Radiation resistance:	5 x 10 ⁶ cJ/kg
Temperature range	
<i>fixed laying:</i>	-40/+90 °C
<i>flexible application:</i>	-20/+90 °C
Halogen-free:	acc. to IEC 60754-1 + VDE 0482-754-1
Oil resistance:	very good - TPU acc. to EN 50363-10-2 + VDE 0207-363-10-2
Chem. resistance:	good against acids, alkalines, solvents, hydraulic liquids etc.
Absence of harmful substances:	acc. to RoHS directive of the European Union

item no.	no. of cores x cross section	outer-ø mm	copper figure kg/km	cable weight ≈ kg/km	ohmic resistance at 20°C max. Ω/km
07489001	n x mm ²				
	16 x 0,50	11,7	105,6	168	39,0
07489002	3 x 1,00	± 0,3			19,5
	9 x 0,50	9,5	72,0	117	39,0
	3 x 1,00	± 0,3			19,5

Other dimensions and colours are possible on request.

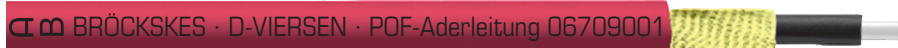


PUR Sensor cable also possible with reticulated by irradiation outer sheath! Item group 0355

Data Cables

Optical waveguide

1 x POF



Marking 06709001:

SAB BRÖCKSKES · D-VIERSEN · POF-Aderleitung 06709001

Construction:

Optical waveguide:	POF
Colour code:	black
Strain relief:	aramid wrapping
Sheath material:	PUR, TPU acc. to EN 50363-10-2 + VDE 0207-363-10-2 with mat surface
Sheath colour:	blazing red (RAL 3000)

Outstanding features:



- insensitive against electromagnetic interferences
 - flexible
 - high abrasion resistance
 - good reversed bending strength
- POF: polymer optical fibre

Technical Data:

Bending radius	
<i>short time use:</i>	> 30 mm (with installation, not operating)
<i>continuously:</i>	> 80 mm
<i>continuously in cable track:</i>	> 100 mm
Strain relief:	max. 1680 N
Temperature range	
<i>storage:</i>	-20/+70 °C
<i>operation:</i>	0/+70 °C
Specific impedance:	0,2 dB/m at 650 nm
Reversed bending strength:	> 100.000 cycles ± 90°, r=100 mm, drawing force 2 N
Bending attenuation:	additionally 0,2 dB/m for 10 windings with r=50 mm
Absence of harmful substances:	acc. to RoHS directive of the European Union

item no.	outer diameter mm	weight ≈ kg/km
06709001	6,00 ± 0,20	30,0

Other dimensions and colours are possible on request.



www.sab-cable.com

Torsion Cables




RT 123

PUR torsion cable,
torsion angle up to $\pm 450^\circ$ over 0.5 m

RT 123 D

PUR torsion cable
with overall copper screen, torsion angle up to $\pm 450^\circ$ over 0.5 m

80°C 600V CSA AWM I/II A/B 80°C 600V FT1 FT2 CE



Marking for RT 123 D 07961815:

SAB BRÖCKSKES · D-VIERSEN · 07961815 18 x 1.5 mm² RT 123 D 16 AWG/18c 07961618

AWM Style 21060 80°C 600V CSA AWM I/II A/B 80°C 600V FT1 FT2 CE

Construction:

Conductor 0,14 mm ² - 0,34 mm ² :	bare copper strands, extra fine wires
Conductor from 0,50 mm ² :	bare copper strands acc. to IEC 60228, VDE 0295, class 6
Insulation:	TPE
Colour code 0,14 mm ² - 0,34 mm ² :	acc. to colour code US 2
Colour code from 0,50 mm ² :	black cores with consecutive numbers acc. to EN 50334 + VDE 0293-334, green-yellow earth wire from 3 cores
Stranding:	specially adjusted layering with netting tape over each layer and one additional non-woven tape over the outer layer
RT 123 D Screen:	wrapped with bare copper wires
RT 123 D Wrapping:	non-woven tape
Sheath material:	PUR, TMPU acc. to EN 50363-10-2 + VDE 0207-363-10-2
Sheath colour:	black (RAL 9005)

Technical data:

Peak operating voltage 0,14 mm ² - 0,34 mm ² :	max. 350 V	
Nominal voltage from 0,50 mm ² :	U ₀ /U 300/500 V	
Voltage UL/CSA 0,14 mm ² - 0,34 mm ² :	300 V	
Voltage UL/CSA from 0,50 mm ² :	600 V	
Testing voltage 0,14 mm ² - 0,34 mm ² :	RT 123 core/core 1500 V	RT 123 D core/core 1500 V core/screen 1200 V
Testing voltage from 0,50 mm ² :	RT 123 core/core 3000 V	RT 123 D core/core 3000 V core/screen 2000 V
Torsion angle:	up to $\pm 450^\circ/0.5$ m	
Min. bending radius <i>continuously flexible:</i> <i>from 34 cores:</i>	12 x d 20 x d	
Radiation resistance:	5 x 10 ⁷ cJ/kg	
Temperature range <i>fixed laying:</i> <i>flexible application:</i>	DIN VDE -50/+90 °C	UL/CSA: up to +80 °C
Halogen-free:	acc. to IEC 60754-1 + VDE 0482-754-1	
Fire performance:	acc. to IEC 60332-1-2 + VDE 0482-332-1-2, UL VW-1, CSA FT1, FT2	
Oil resistance:	very good - TMPU acc. to EN 50363-10-2 + VDE 0207-363-10-2	
Chem. resistance:	good against acids, alkalines, solvents, hydraulic liquids etc.	
Continuous flexibility:	very good	
Absence of harmful substances:	acc. to RoHS directive of the European Union	

Outstanding features:



- rugged and reliable
- torsion angle up to $\pm 450^\circ$ over 0.5 m
- UL recognized, CSA approval

RT 123

item no.	no. of cores x cross section n x mm ²	largest single wire ø mm	outer-ø ± 5% mm	copper figure kg/km	cable weight ≈ kg/km
07950301	3 x 0,14	0,11	5,5	4,0	31
07950401	4 x 0,14	0,11	4,7	5,4	26
07950302	3 x 0,25	0,11	4,6	7,2	25
07950402	4 x 0,25	0,11	4,8	9,6	28
07950702	7 x 0,25	0,11	5,4	16,8	39
07952502	25 x 0,25	0,11	9,1	60,0	117
07950203	2 x 0,34	0,11	4,8	6,6	27
07951805	18 x 0,50	0,16	12,5	95,0	216
07952505	25 x 0,50	0,16	14,6	132,0	303
07950407	4 x 0,75	0,16	7,8	28,8	78
07951407	14 x 0,75	0,16	12,6	100,8	207
07950210	2 x 1,00	0,16	7,3	19,2	64
07950310	3 x 1,00	0,16	7,6	28,8	75
07950410	4 x 1,00	0,16	8,1	38,4	91
07950610	6 x 1,00	0,16	9,4	57,6	127
07950710	7 x 1,00	0,16	10,0	67,2	147
07951210	12 x 1,00	0,16	12,2	115,2	214
07951810	18 x 1,00	0,16	14,7	172,8	316
07952510	25 x 1,00	0,16	16,6	240,0	428
07953410	34 x 1,00	0,16	19,7	326,4	559
07954010	40 x 1,00	0,16	20,9	384,0	659
07954110	41 x 1,00	0,16	20,9	393,6	670
07950715	7 x 1,50	0,16	11,3	100,8	197
07951215	12 x 1,50	0,16	14,3	172,8	303
07951815	18 x 1,50	0,16	16,6	259,2	435
07952515	25 x 1,50	0,16	19,1	360,0	609
07950325	3 x 2,50	0,16	9,9	72,0	136
07950425	4 x 2,50	0,16	10,3	96,0	166
07950525	5 x 2,50	0,16	11,8	120,0	210
07950340	3 x 4,00	0,16	11,5	115,2	211
07950361	3 x 10,00	0,21	16,5	288,0	471
07950362	3 x 16,00	0,21	19,4	460,8	682
07950363	3 x 25,00	0,21	24,0	720,0	1035
07950364	3 x 35,00	0,21	27,2	1008,0	1389

Other dimensions and colours are possible on request.

RT 123 D

item no.	no. of cores x cross section n x mm ²	largest single wire ø mm	outer-ø ± 5% mm	copper figure kg/km	cable weight ≈ kg/km
07961201	12 x 0,14	0,11	6,9	30,2	62
07962502	25 x 0,25	0,11	10,0	90,9	156
07960505	5 x 0,50	0,16	8,2	40,5	94
07960710	7 x 1,00	0,16	10,7	108,5	178
07961215	12 x 1,50	0,16	14,9	214,7	338
07961815	18 x 1,50	0,16	17,1	326,0	496

Other dimensions and colours are possible on request.

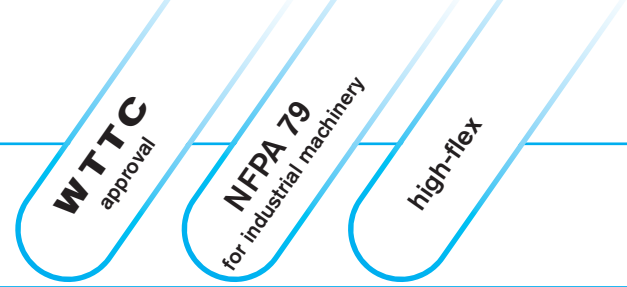


Also suitable
for applications on robots!

Tray Cables

TR 600 Auto black Type TC, MTW and WTTC

UV and oil resistant, flexible Tray Cable and Machine-Tool Cable with black cores for cable tracks



Marking for TR 600 Auto black 32121625:

SAB BRÖCKSKES · D-VIERSEN · TR 600 Auto black 16 AWG/25c 32121625 TFFN (UL) Type TC-ER 90°C 600V, Oil Resistant I, Sunlight Resistant, Direct Burial, FT4 (UL) WTTC 90°C 1000V (UL) MTW 16 AWG/25c 600V flexing AWM Style 21179 600V c(UL) Type CIC 90°C dry 600V FT1 FT2 FT4 CE

Construction:

Conductor:	bare copper strands with reference to IEC 60228, VDE 0295 class 6
Insulation:	special formulated PVC/Nylon
Colour code:	black cores with consecutive white numbers, green-yellow earth wire from 3 cores
Stranding:	in layers
Sheath material:	special sunlight and oil resistant PVC
Sheath colour:	black (RAL 9005)

Technical data:

Voltage	600 V
UL-AWM / (UL) / c(UL):	1000 V
(UL) WTTC:	
Testing voltage:	AWG 18-10 = 6000 V AWG 8-2 = 7500 V
Min. bending radius	
<i>fixed laying:</i>	< 12 mm = 3 x d > 12 mm = 4 x d
<i>flexible application:</i>	< 12 mm = 5 x d > 12 mm = 6 x d
<i>continuously flexible:</i>	10 x d
Radiation resistance:	8 x 10 ⁷ cJ/kg
Temperature:	UL-AWM: up to +105 °C (UL) / c(UL): up to +90 °C -25 °C
<i>fixed laying:</i>	
Burning characteristics:	(UL) FT4 + c(UL) FT1, FT2, FT4
Oil resistance I:	yes
Sunlight resistance:	yes
Exposed Runs:	yes
Direct Burial:	yes
Machinery Area:	yes
Absence of harmful substances:	acc. to RoHS directive of the European Union

Outstanding features:



- Flexible cable for cable tray use
- Oil resistance
- Sunlight resistance
- NFPA 79 for industrial machinery
- WTTC approval
- WTTC: UL Subject 2277
- TC: UL Standard 1277
- (UL)/(cUL) listed

item no.	no. of cores x cross section n x AWG	largest single wire ø mm	outer-ø ± 5% mm	copper figure kg/km	cable weight ≈ kg/km
32121803	3 x 18	0,16	7,7	28,8	84
32121804	4 x 18	0,16	8,3	38,4	100
32121805	5 x 18	0,16	9,0	48,0	125
32121807	7 x 18	0,16	10,5	67,2	165
32121809	9 x 18	0,16	11,9	86,4	210
32121812	12 x 18	0,16	12,5	115,2	232
32121816	16 x 18	0,16	14,6	153,6	316
32121818	18 x 18	0,16	15,3	172,8	350
32121819	19 x 18	0,16	16,0	182,4	376
32121825	25 x 18	0,16	18,1	240,0	460
32121603	3 x 16	0,16	8,3	43,2	105
32121604	4 x 16	0,16	9,0	57,6	129
32121605	5 x 16	0,16	9,8	72,0	150
32121607	7 x 16	0,16	11,5	100,8	211
32121608	8 x 16	0,16	12,3	115,2	243

item no.	no. of cores x cross section n x AWG	largest single wire ø mm	outer-ø ± 5% mm	copper figure kg/km	cable weight ≈ kg/km
32121609	9 x 16	0,16	13,1	129,6	270
32121612	12 x 16	0,16	14,5	172,8	324
32121616	16 x 16	0,16	16,0	230,4	410
32121618	18 x 16	0,16	16,8	259,2	453
32121619	19 x 16	0,16	17,6	273,6	490
32121625	25 x 16	0,16	19,9	360,0	604
32121403	3 x 14	0,16	9,9	72,0	153
32121404	4 x 14	0,16	10,7	96,0	184
32121405	5 x 14	0,16	11,7	120,0	230
32121407	7 x 14	0,16	14,5	168,0	334
32121409	9 x 14	0,16	16,5	216,0	431
32121412	12 x 14	0,16	17,4	288,0	479
32121418	18 x 14	0,16	20,3	432,0	690
32121425	25 x 14	0,16	25,3	600,0	966
32121007	7 x 10	0,21	18,7	369,6	583

Other dimensions and colours are possible on request.



Possible on request:

- with blue or red cores

Tray Cables

TR 600 HD Type TC-ER Heavy Duty Tray Cable

TR 600 C HD Type TC-ER Heavy Duty Tray Cable with overall copper screen

TC PVC/N 600V FT4 CSA AWM I/II A/B 90C 600V FT4 RoHS CE



Marking for TR 600 HD 32301604:

SAB NORTH AMERICA TR 600 HD 16 AWG 4c P/N 32301604 (UL) TC-ER 90C DRY 75C WET 600V OIL RES I/II SUN RES DIR BUR OR WTTC 1000V OR AWM 21270 105C 600V OR c(UL) CIC-TC PVC/N 600V FT4 CSA AWM I/II A/B 90C 600V FT4 RoHS CE

Construction:

Conductor:	bare copper strands class K
Insulation:	special formulated PVC/Nylon
Colour code:	black cores with consecutive white numbers* and green-yellow earth wire *alpha-numeric alternate and inverted, i.e. 1-ONE
Stranding:	in layers
TR 600 C HD Inner sheath:	PVC, colour black
TR 600 C HD Screen:	tinned copper braiding
Sheath material:	TPE
Sheath colour:	orange (RAL 2003) also available in grey or black

Technical data:

Voltage	600 V
UL-AWM / (UL) / c(UL):	1000 V
(UL) WTTC:	2000 V
Testing voltage:	2000 V
Min. bending radius:	7,5 x d
Temperature:	UL-AWM: up to +105 °C (UL) / c(UL) / CSA-AWM: up to +90 °C
<i>fixed laying:</i>	-40 °C
Cold Bend Test:	-40 °C
Burning characteristics:	(UL) FT4 + c(UL) FT1, FT2, FT4
Oil resistance I & II:	yes
Exposed Runs:	yes
Absence of harmful substances:	acc. to RoHS directive of the European Union

Outstanding features:



- Heavy Duty Tray Cable, Control and Instrumentation Cable
- UL-AWM recognition for +105 °C
- extreme oil resistant
- WTTC approval
- WTTC: UL Subject 2277
- TC: UL Standard 1277
- (UL)/(cUL) listed
- CSA approval
- NFPA 79 2012
- c(UL) CIC-TC FT4

Possible on request:



- with grey or black outer sheath as well as blue or red cores

item no.	dimension	outer-ø ± 5% mm	cable weight ≈ kg/km
	AWG		
32301803	18/3c	7,6	82
32301804	18/4c	8,2	99
32301805	18/5c	8,9	117
32301807	18/7c	9,6	149
32301812	18/12c	12,2	233
32301818	18/18c	15,1	363
32301825	18/25c	17,4	474
32301603	16/3c	8,2	104
32301604	16/4c	8,8	120
32301605	16/5c	9,6	143
32301607	16/7c	10,5	247
32301612	16/12c	13,4	291
32301618	16/18c	16,4	446
32301625	16/25c	18,9	588
32301403	14/3c	9,2	131
32301404	14/4c	10,1	137
32301407	14/7c	12,0	251
32301412	14/12c	16,4	442

item no.	dimension	outer-ø ± 5% mm	cable weight ≈ kg/km
	AWG		
32301203	12/3c	10,2	178
32301204	12/4c	11,2	223
32301205	12/5c	12,2	271
32301207	12/7c	13,4	357
32301212	12/12c	18,3	625
32301003	10/3c	12,9	266
32301004	10/4c	15,0	369
32301005	10/5c	16,3	443
32300804	8/4c	19,2	573
32300805	8/5c	21,0	692
32300603	6/3c	19,5	634
32300604	6/4c	22,3	863
32300404	4/4c	26,9	1257
32300405	4/5c	29,9	1541
32300204	2/4c	31,4	1903
32300205	2/5c	34,6	2345
32300104	1/4c	35,6	2390

Other dimensions and colours are possible on request.


Control and connection cables



CC 600 P black/blue/red

PUR control cable with numbered black, blue or red cores

21060 80°C 600V CSA AWM I/II A/B 80°C 600V FT1 FT2 CE



Marking for CC 600 P 02610415:

SAB BRÖCKSKES · D-VIERSEN · 02610415 4x1,5mm² CC 600 P 16 AWG/4c 02611604

AWM Style 21060 80°C 600V CSA AWM I/II A/B 80°C 600V FT1 FT2 CE

Construction:

Conductor:	bare copper strands acc. to IEC 60228, VDE 0295, class 5
Insulation:	PVC, TI2 acc. to EN 50363-3 + VDE 0207-363-3
Colour code:	black cores with consecutive numbers acc. to EN 50334 + VDE 0293-334, green-yellow earth wire from 3 cores
Stranding:	in layers
Inner sheath:	from 4,0 mm ² : PVC, TM2 acc. to EN 50363-3 + VDE 0207-363-3
Sheath material:	PU acc. to UL 758
Sheath colour:	grey (RAL 7000)

Technical data:

Nominal voltage:	U ₀ /U 300/500 V	
Voltage UL/CSA:	600 V	
Testing voltage:	core/core 2000 V	
Min. bending radius		
<i>fixed laying:</i>	4 x d	
<i>flexible application:</i>	6 x d	
Radiation resistance:	5 x 10 ⁷ cJ/kg	
Temperature range	DIN VDE	UL/CSA: up to +80 °C
<i>fixed laying:</i>	-40/+70 °C	
<i>flexible application:</i>	+5/+70 °C	
Fire performance:	flame retardant and self-extinguishing acc. to IEC 60332-1-2 + VDE 0482-332-1-2, UL VW-1, CSA FT1, FT2	
Oil resistance:	very good - oilrating 60 °C acc. to UL 1581	
Chem. resistance:	good against acids, alkalines, solvents, hydraulic liquids etc.	
Absence of harmful substances:	acc. to RoHS directive of the European Union	

Outstanding features:



- UL recognized, CSA approved
- oil resistant
- abrasion resistant
- notch resistant
- good chemical resistance



blue cores: item group 0263

red cores: item group 0264

item no.	no. of cores x cross section n x mm ²	largest single wire ø mm	outer-ø ± 5% mm	copper figure kg/km	cable weight ≈ kg/km
02610205	2 x 0,50	0,21	6,2	10,3	48
02610305	3 x 0,50	0,21	6,4	15,4	56
02610405	4 x 0,50	0,21	6,8	20,5	66
02610505	5 x 0,50	0,21	7,4	25,6	79
02610705	7 x 0,50	0,21	7,9	35,9	96
02611205	12 x 0,50	0,21	10,1	61,5	144
02611805	18 x 0,50	0,21	11,6	92,3	203
02612505	25 x 0,50	0,21	13,7	128,2	265
02613005	30 x 0,50	0,21	14,1	153,8	306
02613405	34 x 0,50	0,21	15,2	174,3	347
02614205	42 x 0,50	0,21	16,6	215,3	432
02615005	50 x 0,50	0,21	18,0	256,4	492
02610207	2 x 0,75	0,21	6,7	14,4	58
02610307	3 x 0,75	0,21	6,9	21,6	67
02610407	4 x 0,75	0,21	7,4	28,8	80
02610507	5 x 0,75	0,21	8,0	36,0	96
02610707	7 x 0,75	0,21	9,3	50,4	130
02611207	12 x 0,75	0,21	11,1	86,4	178
02611807	18 x 0,75	0,21	12,9	129,6	253
02612507	25 x 0,75	0,21	15,2	180,0	330
02613007	30 x 0,75	0,21	16,0	216,0	393
02613407	34 x 0,75	0,21	17,3	244,8	446
02614207	42 x 0,75	0,21	18,5	302,4	542
02615007	50 x 0,75	0,21	20,1	360,0	621
02610210	2 x 1,00	0,21	6,9	19,2	64
02610310	3 x 1,00	0,21	7,1	28,8	76
02610410	4 x 1,00	0,21	7,7	38,4	91
02610510	5 x 1,00	0,21	8,3	48,0	110
02610710	7 x 1,00	0,21	9,6	67,2	148
02611210	12 x 1,00	0,21	11,5	115,2	207
02611810	18 x 1,00	0,21	13,4	172,8	297

item no.	no. of cores x cross section n x mm ²	largest single wire ø mm	outer-ø ± 5% mm	copper figure kg/km	cable weight ≈ kg/km
02612510	25 x 1,00	0,21	16,0	240,0	397
02613010	30 x 1,00	0,21	16,7	288,0	465
02613410	34 x 1,00	0,21	18,0	326,4	528
02614210	42 x 1,00	0,21	19,2	403,2	642
02615010	50 x 1,00	0,21	22,5	480,0	806
02610215	2 x 1,50	0,26	7,5	28,8	79
02610315	3 x 1,50	0,26	7,8	43,2	96
02610415	4 x 1,50	0,26	8,4	57,6	116
02610515	5 x 1,50	0,26	9,1	72,0	140
02610715	7 x 1,50	0,26	10,6	100,8	190
02611215	12 x 1,50	0,26	12,8	172,8	271
02611815	18 x 1,50	0,26	14,9	259,2	392
02612515	25 x 1,50	0,26	18,0	360,0	536
02613015	30 x 1,50	0,26	18,6	432,0	625
02613415	34 x 1,50	0,26	20,1	489,6	786
02614215	42 x 1,50	0,26	22,9	604,8	936
02615015	50 x 1,50	0,26	25,0	720,0	1080
02610225	2 x 2,50	0,26	8,7	48,0	112
02610325	3 x 2,50	0,26	9,1	72,0	140
02610425	4 x 2,50	0,26	9,8	96,0	170
02610525	5 x 2,50	0,26	10,7	120,0	208
02610725	7 x 2,50	0,26	12,6	168,0	288
02611225	12 x 2,50	0,26	15,3	288,0	412
02611825	18 x 2,50	0,26	18,2	432,0	613
02612525	25 x 2,50	0,26	23,2	600,0	885
02610340	3 x 4,00	0,31	11,9	115,2	233
02610440	4 x 4,00	0,31	13,0	153,6	288
02610540	5 x 4,00	0,31	13,9	192,0	342
02610460	4 x 6,00	0,31	14,7	230,4	393
02610560	5 x 6,00	0,31	16,1	288,0	482
02610461	4 x 10,0	0,41	18,5	384,0	644

Other dimensions and colours are possible on request.

Control and connection cables

CC 600 CP

PUR control cable with numbered cores and overall copper screen



Marking for CC 600 CP 02810415:

SAB BRÜCKSKES · D-VIERSEN · 02810415 4x1,5mm² CC 600 CP 16 AWG/4c 02811604

AWM Style 21060 80°C 600V CSA AWM I/II A/B 80°C 600V FT1 FT2 CE

Construction:

Conductor:	bare copper strands acc. to IEC 60228, VDE 0295, class 5
Insulation:	PVC, TI2 acc. to EN 50363-3 + VDE 0207-363-3
Colour code:	black cores with consecutive numbers acc. to EN 50334 + VDE 0293-334, green-yellow earth wire from 3 cores
Stranding:	in layers
Wrapping:	PETP foil
Screen:	tinned copper braiding
Wrapping:	fine cotton binding
Sheath material:	PU acc. to UL 758
Sheath colour:	grey (RAL 7000)

Technical data:

Nominal voltage:	U ₀ /U 300/500 V	
Voltage UL/CSA:	600 V	
Testing voltage:	core/core 2000 V	core/screen 2000 V
Min. bending radius		
fixed laying:	5 x d	
flexible application:	10 x d	
Radiation resistance:	5 x 10 ⁷ cJ/kg	
Temperature range	DIN VDE	UL/CSA: up to +80 °C
fixed laying:	-40/+70 °C	
flexible application:	+5/+70 °C	
Fire performance:	flame retardant and self-extinguishing acc. to IEC 60332-1-2 + VDE 0482-332-1-2, UL VW-1, CSA FT1, FT2	
Oil resistance:	very good - oilrating 60 °C acc. to UL 1581	
Chem. resistance:	good against acids, alkalines, solvents, hydraulic liquids etc.	
Absence of harmful substances:	acc. to RoHS directive of the European Union	

Outstanding features:

- UL recognized, CSA approved
- oil resistant
- abrasion resistant
- notch resistant
- good chemical resistance

item no.	no. of cores x cross section n x mm ²	largest single wire ø mm	outer-ø ± 5% mm	copper figure kg/km	cable weight ≈ kg/km
02810205	2 x 0,50	0,21	6,7	26,1	62
02810305	3 x 0,50	0,21	7,0	31,3	70
02810405	4 x 0,50	0,21	7,4	38,1	80
02810505	5 x 0,50	0,21	8,0	45,2	95
02810705	7 x 0,50	0,21	8,5	57,5	112
02811205	12 x 0,50	0,21	10,6	90,6	167
02811805	18 x 0,50	0,21	12,4	146,4	245
02812505	25 x 0,50	0,21	14,4	194,3	314
02810207	2 x 0,75	0,21	7,2	31,9	72
02810307	3 x 0,75	0,21	7,5	39,2	82
02810407	4 x 0,75	0,21	8,0	48,4	95
02810507	5 x 0,75	0,21	8,6	57,7	112
02810707	7 x 0,75	0,21	9,9	76,6	148
02811207	12 x 0,75	0,21	11,8	140,2	219
02811807	18 x 0,75	0,21	13,5	189,3	297
02812507	25 x 0,75	0,21	16,4	277,8	414
02810210	2 x 1,00	0,21	7,4	36,8	79
02810310	3 x 1,00	0,21	7,7	48,3	91
02810410	4 x 1,00	0,21	8,3	59,9	107
02810510	5 x 1,00	0,21	8,9	71,6	127
02810710	7 x 1,00	0,21	10,2	96,1	168
02811210	12 x 1,00	0,21	12,2	169,2	248
02811810	18 x 1,00	0,21	14,1	238,8	347

item no.	no. of cores x cross section n x mm ²	largest single wire ø mm	outer-ø ± 5% mm	copper figure kg/km	cable weight ≈ kg/km
02812510	25 x 1,00	0,21	17,0	349,4	482
02810315	3 x 1,50	0,26	8,4	64,8	112
02810415	4 x 1,50	0,26	9,0	81,3	133
02810515	5 x 1,50	0,26	9,7	98,2	159
02810715	7 x 1,50	0,26	11,4	148,4	225
02811215	12 x 1,50	0,26	13,5	232,4	316
02811815	18 x 1,50	0,26	16,1	356,7	475
02812515	25 x 1,50	0,26	18,9	483,1	627
02810325	3 x 2,50	0,26	9,7	98,2	158
02810425	4 x 2,50	0,26	10,4	125,0	189
02810525	5 x 2,50	0,26	11,5	167,6	240
02810725	7 x 2,50	0,26	13,4	227,6	326
02811225	12 x 2,50	0,26	16,5	385,9	496
02811825	18 x 2,50	0,26	19,1	555,4	704
02812525	25 x 2,50	0,26	24,1	740,9	992
02810340	3 x 4,00	0,31	11,3	162,7	232
02810440	4 x 4,00	0,31	12,2	207,6	281
02810540	5 x 4,00	0,31	13,3	251,5	340
02810360	3 x 6,00	0,31	13,1	227,2	323
02810460	4 x 6,00	0,31	14,2	296,2	395
02810560	5 x 6,00	0,31	15,7	385,1	498
02810461	4 x 10,0	0,41	19,0	494,9	692

Other dimensions and colours are possible on request.

Halogen-free Cables

SABIX® A 260 PUR

halogen-free, cold-flexible, oil resistant control cable with numbered cores



ES · D-VIERSEN · SABIX® A 260 PUR 12 x 1,5 mm² CE



Marking for SABIX® A 260 PUR 52601215:

SAB BRÜCKSKES · D-VIERSEN · SABIX® A 260 PUR 12 x 1,5 mm² CE

Construction:

Conductor:	bare copper strands acc. to IEC 60228, VDE 0295, class 5
Insulation:	SABIX®
Colour code:	black cores with consecutive numbers acc. to EN 50334 + VDE 0293-334, green-yellow earth wire from 3 cores
Stranding:	in layers
Inner sheath:	SABIX® - from 4,0 mm ²
Sheath material:	PUR, TMPU acc. to EN 50363-10-2 + DIN VDE 0207-363-10-2
Sheath colour:	grey (RAL 7000)

Outstanding features:



- halogen-free
- oil resistant
- flexible at low temperatures
- weather resistant

Technical Data:

Nominal voltage:	U ₀ /U 300/500 V
Testing voltage:	core/core 3000 V
Min. bending radius	
<i>fixed laying:</i>	4 x d
<i>flexible application:</i>	6 x d
Radiation resistance:	5 x 10 ⁷ cJ/kg
Temperature range	
<i>fixed laying:</i>	-50/+90 °C
<i>flexible application:</i>	-40/+90 °C
Halogen-free:	acc. to IEC 60754-1 + VDE 0482-754-1
Oil resistance:	very good - PUR, TMPU acc. to EN 50363-10-2 + DIN VDE 0207-363-10-2
Chem. resistance:	good against acids, alkalines, solvents, hydraulic liquids etc.
Flexibility:	very good
Weather resistance:	good
Absence of harmful substances:	acc. to RoHS directive of the European Union

item no.	no. of cores x cross section n x mm ²	largest single wire ø mm	outer-ø ± 5% mm	copper figure kg/km	cable weight ≈ kg/km
52600207	2 x 0,75	0,21	5,6	14,4	39
52600307	3 x 0,75	0,21	5,9	21,6	47
52600407	4 x 0,75	0,21	6,4	28,8	57
52600507	5 x 0,75	0,21	7,0	36,0	68
52600707	7 x 0,75	0,21	7,6	50,4	87
52601007	10 x 0,75	0,21	9,6	72,0	119
52601207	12 x 0,75	0,21	10,3	86,4	145
52601807	18 x 0,75	0,21	12,0	129,6	206
52602507	25 x 0,75	0,21	14,7	180,0	284
52600210	2 x 1,00	0,21	5,8	19,2	44
52600310	3 x 1,00	0,21	6,1	28,8	54
52600410	4 x 1,00	0,21	6,6	38,4	66
52600510	5 x 1,00	0,21	7,3	48,0	81
52600710	7 x 1,00	0,21	7,9	67,2	103
52601010	10 x 1,00	0,21	10,4	96,0	143
52601210	12 x 1,00	0,21	10,7	115,2	173
52601810	18 x 1,00	0,21	12,5	172,8	247
52602510	25 x 1,00	0,21	15,3	240,0	341
52600215	2 x 1,50	0,26	6,4	28,8	57
52600315	3 x 1,50	0,26	6,8	43,2	72
52600415	4 x 1,50	0,26	7,4	57,6	88
52600515	5 x 1,50	0,26	8,1	72,0	107
52600715	7 x 1,50	0,26	8,8	100,8	139

item no.	no. of cores x cross section n x mm ²	largest single wire ø mm	outer-ø ± 5% mm	copper figure kg/km	cable weight ≈ kg/km
52601015	10 x 1,50	0,26	11,6	144,0	191
52601215	12 x 1,50	0,26	12,0	172,8	233
52601815	18 x 1,50	0,26	14,0	259,2	336
52602515	25 x 1,50	0,26	17,0	360,0	451
52600225	2 x 2,50	0,26	7,6	48,0	86
52600325	3 x 2,50	0,26	8,5	72,0	114
52600425	4 x 2,50	0,26	8,8	96,0	135
52600525	5 x 2,50	0,26	10,1	120,0	172
52600725	7 x 2,50	0,26	11,0	168,0	224
52601025	10 x 2,50	0,26	14,0	240,0	311
52601225	12 x 2,50	0,26	14,9	288,0	373
52601825	18 x 2,50	0,26	17,4	432,0	539
52602525	25 x 2,50	0,26	21,7	600,0	755
52600340	3 x 4,00	0,31	11,7	115,2	198
52600440	4 x 4,00	0,31	12,6	153,6	243
52600540	5 x 4,00	0,31	13,7	192,0	293
52600360	3 x 6,00	0,31	14,0	172,8	290
52600460	4 x 6,00	0,31	15,1	230,4	357
52600560	5 x 6,00	0,31	16,4	288,0	431
52600461	4 x 10,0	0,41	18,9	384,0	582
52600561	5 x 10,0	0,41	20,6	480,0	709
52600462	4 x 16,0	0,41	22,2	614,4	851
52600562	5 x 16,0	0,41	24,4	768,0	1041

Other dimensions and colours are possible on request.

Remote Bus Cables


S IBS 618 PUR Interbus-S cable
for cable tracks with UL recognition

SABIX® IBS 610 halogen-free
Interbus-S cable

SABIX® IBS 610 FRNC halogen-free, flame retardant Interbus-S cable



S IBS 618 24AWG/3pr AWM Style 20235 80°C



Marking for S IBS 618 06183251:

SAB BRÖCKSKES · D-VIERSEN · 06183251 3x2x0,25mm² S IBS 618 24AWG/3pr AWM Style 20235 80°C voltage not specified CE



Construction:	S IBS 618*	SABIX® IBS 610	SABIX® IBS 610 FRNC
Dimension:	3 x 2 x 0,25 mm ²	3 x 2 x 0,22 mm ²	
Conductor:	bare copper strands with reference to VDE 0812		
Insulation:	PE, 2Y11 acc. to EN 50290-2-23 + VDE 0819-103	SABIX®	
Colour code:	acc. to DIN 47100		
Stranding:	twisted to pairs and pairs together		
Wrapping:	non-woven tape	PETP foil	
Screen:	tinned copper braiding		
Sheath material:	PUR	SABIX®	
Sheath colour:	redlilac (RAL 4001)		

Technical data:	S IBS 618*	SABIX® IBS 610	SABIX® IBS 610 FRNC
Item number:	0618-3251	5610-3221	6610-3221
Peak operating voltage:	max. 350 V		
Voltage UL:	300 V	---	
Testing voltage core/core: core/screen:	2000 V 2000 V	1000 V 1000 V	
Min. bending radius:	7,5 x d		
Radiation resistance:	5 x 10 ⁷ cJ/kg	5 x 10 ⁸ cJ/kg	---
Temperature range fixed laying: flexible application:	UL: up to +80 °C -40/+70 °C -40/+70 °C	-50/+90 °C -40/+90 °C	-40/+85 °C -30/+85 °C
Halogen-free:	acc. to IEC 60754-1 + VDE 0482-754-1		
Fire performance:	flame retardant and self-extinguishing acc. to IEC 60332-1-2 + VDE 0482-332-1-2	---	no flame propagation acc. to IEC 60332-3-24 + IEC 60332-3-25 Cat. C resp. D. Flame retardant and self-extinguishing acc. to IEC 60332-1-2 + VDE 0482-332-1-2
Corrosiveness of conflagration gases:	---	in compliance with IEC 60754-2 + VDE 0482-754-2 - no development of corrosive conflagration gases	
Smoke density:	---	---	acc. to IEC 61034 + VDE 0482-1034
Oil resistance:	very good acc. to EN 50363-10-2 + VDE 0207-363-10-2	very good acc. to EN 50363-4-1	---
Characteristic impedance at 0.064 MHz:	120 Ω ± 20%		
Characteristic impedance at > 1 MHz:	100 Ω ± 15 Ω		
Flexibility:	very good		good
Application in cable tracks:	recommended	not recommended	
Weather resistance:	very good	good	
Bending characteristics: number of bendings acc. to VDE 0472-603 test methode H	min. 1.000.000 single bendings		
Direct Burial:	suitable	not suitable	
UL Style:	20235	---	
Absence of harmful substances:	acc. to RoHS directive of the European Union		

item no.	type	dimension	outer-ø ± 10%	copper figure kg/km	cable weight ≈kg/km
06183251	S IBS 618	3 x 2 x 0,25 mm ²	8,5	35,9	82
56103221	SABIX® IBS 610	3 x 2 x 0,22 mm ²	7,0	31,3	53
66103221	SABIX® IBS 610 FRNC	3 x 2 x 0,22 mm ²	7,0	31,3	62

* Interbus-S remote bus cables 3 x 2 x 0.22 mm² or 3 x 2 x 0.25 mm² are used for the sensor/actuator level of industrial communication

Other dimensions and colours are possible on request.

Profibus-DP Cables acc. to IEC 61158-2



S PB 634 PUR Profibus-DP cable for cable tracks

PB 633 halogen-free, flexible PE Profibus-DP cable

PB 632 flexible PVC Profibus-DP cable



Marking for S PB 634 06342341:

SAB BRÜCKSKES · D-VIERSEN · S PB 634 2x0,34mm² CE

Construction:	S PB 634	PB 633	PB 632
Dimension:	2 x 0,34 mm ² , 2 x 0,34 mm ² + 3 x 1,00 mm ²		
Conductor:	0,34 mm ² : bare copper strands acc. to VDE 0812 1,00 mm ² : bare copper strands acc. to IEC 60228, VDE 0295, class 6	0,34 mm ² : bare copper strands acc. to VDE 0812 1,00 mm ² : bare copper strands acc. to IEC 60228, VDE 0295, class 5	
Pairwise wrapping:	non-woven tape/alu foil	alu foil	
Pairwise sheathing:	TPE	---	
Insulation:	0,34 mm ² : EN 50290-2-23 + VDE 0819-103 (02Y11) 1,00 mm ² : TPE	0,34 mm ² : EN 50290-2-23 + VDE 0819-103 (02Y11) 1,00 mm ² : PE 2Y11 acc. to EN 50290-2-23	0,34 mm ² : EN 50290-2-23 + VDE 0819-103 (02Y11) 1,00 mm ² : PVC T12 acc. to EN 50363-3
Colour code:	red, green (0,34 mm ²), brown, light blue and green-yellow earth wire (1,0 mm ²)		
Pairwise screening:	tinned copper braiding		
Stranding:	in layers		
Sheath material:	PUR, TPU acc. to EN 50363-10-2 with rough surface	PE, 2YM1 acc. to EN 50290-2-24	PVC, TM2 acc. to EN 50363-4-1
Sheath colour:	redlilac (RAL 4001)		

Technical data:	S PB 634	PB 633	PB 632
Item number:	0634-2341, 0634-4341	0633-2341, 0633-4341	0632-2341, 0632-4341
Peak operating voltage:	max. 350 V		
Testing voltage core/core: core/screen:	1500 V 1500 V		
Min. bending radius:	12 x d		
Temperature range fixed laying: flexible application:	-40/+80 °C -40/+80 °C	-40/+70 °C -40/+70 °C	-30/+70 °C -5/+70 °C
Fire performance:	---		flame retardant and self-extinguishing acc. to IEC 60332-1-2 + VDE 0482-332-1-2
Corrosiveness of conflagration gases:	---	in compliance with IEC 60754-2 + VDE 0482-754-2 - no development of corrosive conflagration gases	---
Oil resistance:	very good acc. to EN 50363-10-2 + VDE 0207-363-10-2	---	acc. to internal standard
For fixed installation:	suitable		
For flexible application:	suitable		
Application in cable tracks:	recommended	not recommended	
Weather resistance:	very good	good	medium
Absence of harmful substances:	acc. to RoHS directive of the European Union		

item no.	type	dimension	outer-ø ± 5%	copper figure kg/km	cable weight ≈kg/km
06342341	S PB 634	2 x 0,34 mm ²	7,6	30,9	58
06344341	S PB 634	2 x 0,34 mm ² + 3 x 1,00 mm ²	10,2	58,8	108
06332341	PB 633	2 x 0,34 mm ²	7,5	25,8	50
06334341	PB 633	2 x 0,34 mm ² + 3 x 1,00 mm ²	10,1	58,8	101
06322341	PB 632	2 x 0,34 mm ²	7,5	25,8	56
06324341	PB 632	2 x 0,34 mm ² + 3 x 1,00 mm ²	10,1	58,8	122

Other dimensions and colours are possible on request.

Profibus-DP and **Profibus-FMS** apply the same transmission technology and a uniform bus access log. Therefore, both types can be used simultaneously on one cable.


Profibus-DP Cables acc. to IEC 61158-2

PB 640 flexible PVC Profibus-DP cable

S PB 640 highly flexible PUR Profibus-DP cable

PB 640 UL flexible PVC Profibus-DP cable with UL recognition

S PB 640 UL highly flexible PUR Profibus-DP cable with UL recognition, CSA approval



Marking for S PB 640 UL 06402611:

SAB BRÜCKSKES · D-VIERSEN · S PB 640 UL 24 AWG/2c 06402611 AWM Style 21198 80°C 300V CSA AWM I/II A/B 80°C 300V FT2

Construction:	PB 640	PB 640 UL	S PB 640	S PB 640 UL
Dimension:	2 x AWG 24			
Conductor:	bare copper strands AWG 24			
Insulation:	acc. to EN 50290-2-23 + VDE 0819-103 (02Y11)			
Colour code:	red, green			
Stranding:	in layers			
Inner sheath (nature):	PVC		SABIX®	
Screen:	alu foil und tinned copper braiding			
Sheath material:	PVC, TM2 acc. to EN 50363-4-1		PUR, TMPU acc. to EN 50363-10-2 with matt surface	
Sheath colour:	redlilac (RAL 4001)			

Technical data:	PB 640	PB 640 UL	S PB 640	S PB 640 UL
Item number:	0640-2421	0640-2631	0640-2601	0640-2611
Peak operating voltage:	max. 350 V			
Voltage UL:	---	300 V	---	300 V
Voltage CSA:	---			
Testing voltage				
core/core:	1500 V	2000 V	1500 V	2000 V
core/screen:	1500 V	2000 V	1500 V	2000 V
Min. bending radius	12 x d		5 x d	
fixed laying:			10 x d	
flexible application:			15 x d	
continuously flexible:				
Temperature range		UL: up to +80 °C		UL/CSA: up to +80 °C
fixed laying:	-30/+70 °C	-30/+70 °C	-40/+80 °C	-40/+80 °C
flexible application:	-5/+70 °C	-5/+70 °C	-30/+80 °C	-30/+80 °C
Halogen-free:	---		acc. to IEC 60754-1 + VDE 0482-754-1	
Fire performance:	flame retardant and self-extinguishing acc. to IEC 60332 + VDE 0482-332-1-2			
Oil resistance:	acc. to internal standard		very good EN 50363-10-2 + VDE 0207-363-10-2	
Characteristic impedance 3 - 20 MHz:	150 Ω ± 10%			
For fixed installation:	suitable			
For flexible application:	suitable			
Application in cable tracks:	not recommended		recommended	
UL Style:	---	2464	---	21198
Absence of harmful substances:	acc. to RoHS directive of the European Union			

Outstanding features:

- short assembling time
- avoidance of connection errors

item no.	type	dimension	outer-ø ± 5%	copper figure kg/km	cable weight ≈kg/km
06402421	PB 640	2 x 24 AWG	8,0 ± 0,4	31,2	63
06402631	PB 640 UL	2 x 24 AWG	8,0 ± 0,4	31,2	62
06402601	S PB 640	2 x 24 AWG	8,0 ± 0,4	31,2	57
06402611	S PB 640 UL	2 x 24 AWG	8,0 ± 0,4	31,2	62


Other dimensions and colours are possible on request.

Profibus-DP and Profibus-FMS apply the same transmission technology and a uniform bus access log. Therefore, both types can be used simultaneously on one cable.

Industrial Ethernet Cables Profinet

S PN 667

Profinet type C, continuously flexible with UL recognition, CSA approval



2198 80°C 300V CSA AWM I/II A/B 80°C 300V FT2 CE



Marking for S PN 667 06672202:

SAB BRÜCKSKES · D-VIERSEN · S PN 667 Industrial Ethernet FC Cat 5 Typ C 2x2x22AWG AWM Style 21198 80°C 300V CSA AWM I/II A/B 80°C 300V FT2 CE

Construction:

Conductor:	tinned copper strands, 7 wires
Insulation:	special polymer
Colour code:	blue, yellow, white, orange
Stranding:	in layers
Wrapping:	PETP foil
Inner sheath:	thermoplastic material
Screen:	alu foil and tinned copper braiding
Wrapping:	non-woven tape
Sheath material:	PUR
Sheath colour:	green (similar RAL 6018)

Technical data:

Peak operating voltage:	max. 350 V
Voltage UL/CSA:	300 V
Testing voltage:	core/core 2000 V core/screen 2000 V
Min. bending radius	
fixed laying:	5 x d
flexible application:	10 x d
continuously flexible:	15 x d
Temperature range	UL/CSA: up to +80 °C
fixed laying:	-40/+70 °C
flexible application:	-40/+70 °C
Halogen-free:	acc. to IEC 60754-1 + VDE 0482-754-1
Oil resistance:	PUR, TPU acc. to EN 50363-10-2 + VDE 0207-363-10-2
Characteristic impedance:	100Ω ± 5Ω, fulfils the electrical and transmission requirements with high frequency acc. to EN 50288-2-2 + VDE 0819-2-2 (CAT 5 acc. to EN 50173)
UL Style:	21198
Absence of harmful substances:	acc. to RoHS directive of the European Union

item no.	type	dimension	max. core-ø mm	outer-ø mm	copper figure kg/km	cable weight ≈kg/km	ohmic resistance at 20°C acc. to VDE 0812 max. Ω/km
06672202	S PN 667	2 x 2 x 22 AWG	1,55	6,5 ± 0,2	33,8	60	58,8

Other dimensions and colours are possible on request.

For extreme bending stress - conductor construction 19 wires:

item no.	type	dimension	max. core-ø mm	outer-ø mm	copper figure kg/km	cable weight ≈kg/km	ohmic resistance at 20°C acc. to VDE 0812 max. Ω/km
06679001	S PN 667	2 x 2 x 22 AWG	1,55	6,5 ± 0,2	33,8	58	58,8

Other dimensions and colours are possible on request.



short assembling time
by „Fast Connect“
construction (7 wires)

Also possible
as harnessed cable
with M12 or RJ 45 plug!



Industrial Ethernet Cables Profinet




S PN 668 Profinet type C, continuously flexible

S PN 669 Profinet type C, continuously flexible with UL recognition

PN 661 Profinet type B, for flexible applications with UL recognition

S PN 681 Ethernet cable type C, continuously flexible

D-VIERSEN · S PN 681 CAT 5 Typ C 4x2x26AWG CE



Marking for S PN 681 06812604:

SAB BRÜCKSKES · D-VIERSEN · S PN 681 CAT 5 Typ C 4x2x26AWG CE



Construction:	S PN 668 Profinet type C continuously flexible	S PN 669 Profinet type C continuously flexible	PN 661 Profinet type B flexible	S PN 681 Ethernet cable type C continuously flexible
Dimension:	2 x 2 x 22 AWG			4 x 2 x 26 AWG
Conductor:	tinned copper strands, extra fine wires		tinned copper strands, fine wires with reference to VDE 0812	tinned copper strands, extra fine wires
Insulation:	PE		PE, L/MD acc. to EN 50290-2-23	SABIX®
Colour code:	blue, yellow, white, orange			white cores with numbers 1 - 4 + (blue, orange, green, brown)
Stranding:	in layers			twisted to pairs and pairs together
Wrapping:	PETP foil			non-woven tapes
Inner sheath:	thermoplastic material			---
Screen:	alu foil and tinned copper braiding			
Wrapping:	non-woven tape			
Sheath material:	PUR		SABIX®	PUR
Sheath colour:	green (similar RAL 6018)			

Technical data:	S PN 668 Profinet type C continuously flexible	S PN 669 Profinet type C continuously flexible	PN 661 Profinet type B flexible	S PN 681 Ethernet cable type C continuously flexible
Item number:	0668-2202	0669-2202	0661-2202	0681-2604
Peak operating voltage:	max. 350 V			
Voltage UL:	---	300 V		---
Testing voltage				
core/core:	1500 V	2000 V		1500 V
core/screen:	1200 V	2000 V		1200 V
Min. bending radius				
fixed laying:	5 x d		5 x d	5 x d
flexible application:	10 x d		12 x d	10 x d
continuously flexible:	15 x d			12 x d
Temperature range VDE				
fixed laying:	-40/+70 °C	UL: up to +80 °C -30/+70 °C	UL: up to +75 °C -40/+70 °C	-40/+90 °C
flexible application:	-30/+70 °C	-20/+70 °C	-30/+70 °C	-30/+90 °C
Halogen-free:	acc. to IEC 60754-1 + VDE 0482-754-1			
Oil resistance:	PUR, TMPU acc. to EN 50363-10-2 + VDE 0207-363-10-2		---	PUR, TMPU acc. to EN 50363-10-2 + VDE 0207-363-10-2
Characteristic impedance:	100Ω ± 5Ω, fulfils the electrical and transmission requirements with high frequency acc. to EN 50288-2-2 + VDE 0819-2-2 (CAT 5 acc. to EN 50173-1)			
UL Style:	---	21198	21080	---
Absence of harmful substances:	acc. to RoHS directive of the European Union			

item no.	type	dimension	max. core-ø mm	outer-ø ± 5% mm	copper figure kg/km	cable weight ≈kg/km	ohmic resistance at 20°C acc. to VDE 0812 max. Ω/km
06682202	S PN 668	2 x 2 x 22 AWG	1,55	6,4	36,7	58	58,0
06692202	S PN 669	2 x 2 x 22 AWG	1,55	6,9	36,7	69	58,0
06612202	PN 661	2 x 2 x 22 AWG	1,55	6,6	36,2	70	58,0
06812604	S PN 681	4 x 2 x 26 AWG	1,10	7,2	35,5	58	145

Other dimensions and colours are possible on request.



DRIVE CLiQ Cable
see page 28!

Also possible
as harnessed cable
with M12 or RJ 45 plug!



Industrial Ethernet Cables



CATLine CAT 6 S / CAT 6A S Gigabit Ethernet cable, suitable for cable tracks

CATLine CAT 6 RT / CAT 6A RT Gigabit Ethernet cable, suitable for cable tracks, suitable for robots

80°C 300V CSA AWM I/II A/B 80°C 300V FT2 CE



Marking for CATLine CAT 6 S 16774630:

SAB BRÜCKSKES · D-VIERSEN · **CATLine** Cat.6 S 4x2x26AWG 1677-4630 AWM Style 20549 80°C 300V CSA AWM I/II A/B 80°C 300V FT2 CE



Construction:	CATLine CAT 6 S <i>suitable for cable tracks</i>	CATLine CAT 6A S <i>suitable for cable tracks</i>	CATLine CAT 6 RT <i>suitable for cable tracks/ suitable for robots</i>	CATLine CAT 6A RT <i>suitable for cable tracks/ suitable for robots</i>
Dimension:	4 x 2 x 26 AWG			
Conductor:	bare copper strands, fine wires			
Insulation:	special polymer			
Colour code:	white-blue/blue, white-orange/orange, white-green/green, white-brown/brown			
Stranding:	cores twisted to pairs, pairs together			
Wrapping:	non-woven tape			
Screen:	alu foil and tinned copper braiding			
Wrapping:	non-woven tape			
Sheath material:	PUR			
Sheath colour:	green (similar RAL 6018)			

Technical data:	CATLine CAT 6 S <i>suitable for cable tracks</i>	CATLine CAT 6A S <i>suitable for cable tracks</i>	CATLine CAT 6 RT <i>suitable for cable tracks/ suitable for robots</i>	CATLine CAT 6A RT <i>suitable for cable tracks/ suitable for robots</i>
Item number:	1677-4630	1677-4631	1687-4630	1687-4631
Peak operating voltage:	max. 90 V			
Voltage UL/CSA:	300 V			
Testing voltage				
core/core:	2000 V			
core/screen:	2000 V			
Min. bending radius				
fixed laying:	5 x d			
flexible application:	10 x d			
continuously flexible:	15 x d			
Torsion angle:	---		up to ± 180°/m	
Temperature range VDE	UL/CSA: up to +80 °C			
fixed laying:	-40/+70 °C			
flexible application:	-40/+70 °C			
Halogen-free:	acc. to IEC 60754-1 + VDE 0482-754-1			
Fire performance:	flame retardant and self-extinguishing acc. to IEC 60332-1-2 + VDE 0482-332-1-2 UL Horizontal Flame Test FT2			
Oil resistance:	TMPU acc. to EN 50363-10-2 + VDE 0207-363-10-2			
Characteristic impedance (100 MHz):	100Ω ± 10Ω, fulfils the electrical and transmission requirements with high frequency with reference to EN 50288-5-2 / CAT 6	100Ω ± 10Ω, fulfils the electrical and transmission requirements with high frequency with reference to EN 50288-10-2 / CAT 6A	100Ω ± 10Ω, fulfils the electrical and transmission requirements with high frequency with reference to EN 50288-5-2 / CAT 6	100Ω ± 10Ω, fulfils the electrical and transmission requirements with high frequency with reference to EN 50288-10-2 / CAT 6A
Flexibility:	very good			
UL Style:	20549			
Absence of harmful substances:	acc. to RoHS directive of the European Union			

item no.	type	dimension	max. core-ø mm	outer-ø ± 5% mm	copper figure kg/km	cable weight ≈kg/km
16774630	CATLine CAT 6 S	4 x 2 x 26 AWG	1,05	7,1	32,0	57
16774631	CATLine CAT 6A S	4 x 2 x 26 AWG	1,05	7,1	32,0	57
16874630	CATLine CAT 6 RT	4 x 2 x 26 AWG	1,05	7,1	32,0	57
16874631	CATLine CAT 6A RT	4 x 2 x 26 AWG	1,05	7,1	32,0	57

Other dimensions and colours are possible on request.

+90°C
on request!

Also possible
as harnessed cable
with M12 or RJ 45 plug!





CATLine CAT 6A HT

Gigabit Ethernet cable – high temperature resistant

1631-4631 AWM Style 21618 150°C 600V



Marking for CATLine CAT 6A HT 16314631:

SAB BRÜCKSKES · D-VIERSEN · Cat.6A HT 4x2x26AWG 1631-4631 AWM Style 21618 150°C 600V

Construction:

Conductor:	bare copper strands, fine wires
Insulation:	FEP
Colour code:	white/blue, white/orange, white/green, white/brown
Stranding:	twisted to pairs
Wrapping:	PETP foil
Screen:	alu foil and tinned copper braiding
Sheath material:	FEP
Sheath colour:	green (similar RAL 6018)

Outstanding features:



- high temperature resistant
- low temperature resistant
- flame retardant and self-extinguishing
- oil- and chemical resistant
- UL recognized

Technical data:

Peak operating voltage:	max. 90 V
Voltage UL:	600 V
Testing voltage:	core/core 2000 V core/screen 2000 V
Min. bending radius	
<i>fixed laying:</i>	5 x d
<i>flexible application:</i>	10 x d
Temperature range	UL: up to +150 °C
<i>fixed laying:</i>	-90/+180 °C
<i>flexible application:</i>	-55/+180 °C
Fire performance:	flame retardant and self-extinguishing acc. to IEC 60332-1-2 + VDE 0482-332-1-2, UL VW1
Oil resistance:	very good
Chemical resistance:	very good against acids, halogens, bases, chlorinated solvents as well as organic and inorganic compounds
Characteristic impedance:	100Ω ± 10Ω, fulfils the electrical and transmission requirements with high frequency with reference to EN 50288-10-2 (CAT 6A)
UL Style:	21618
Absence of harmful substances:	acc. to RoHS directive of the European Union

item no.	type	dimension	max. core-ø mm	outer-ø ± 5% mm	copper figure kg/km	cable weight ≈kg/km
16314631	CATLine CAT 6A HT	4 x 2 x 26 AWG	1,05	5,7	30,0	52

Other dimensions and colours are possible on request.

Also possible
as harnessed cable
with M12 or RJ 45 plug!



Industrial Ethernet Cables



CATLine CAT 7A S Gigabit Ethernet cable, suitable for cable tracks with UL recognition, CSA approval

CATLine CAT 7A RT Gigabit Ethernet cable, suitable for cable tracks, suitable for robots with UL recognition, CSA approval

20549 80°C 300V CSA AWM I/II A/B 80°C 300V FT2 CE



Marking for CATLine CAT 7A S 17774631:

SAB BRÜCKSKES · D-VIERSEN · **CATLine** Cat.7A S 4x2x26AWG 1777-4631 AWM Style 20549 80°C 300V CSA AWM I/II A/B 80°C 300V FT2 CE



Construction:	CATLine CAT 7A S <i>suitable for cable tracks</i>	CATLine CAT 7A RT <i>suitable for robots</i>
Dimension:	4 x 2 x 26 AWG, 4 x 2 x 24 AWG	
Conductor:	bare copper strands, fine wires	
Insulation:	special polymer	
Colour code:	white-blue/blue, white-orange/orange, white-green/green, white-brown/brown	
Stranding:	cores twisted to pairs, pairs screened with foil, pairs together	
Screen:	aluminized non-woven tape and tinned copper braiding	
Wrapping:	non-woven tape	
Sheath material:	PUR	
Sheath colour:	green (similar RAL 6018)	

Technical data:	CATLine CAT 7A S <i>suitable for cable tracks</i>	CATLine CAT 7A RT <i>suitable for robots</i>
Item number:	1777-4631, 1777-4431	1787-4631, 1787-4431
Peak operating voltage:	max. 90 V	
Voltage UL/CSA:	300 V	
Testing voltage		
core/core:	2000 V	
core/screen:	2000 V	
Min. bending radius		
fixed laying:	5 x d	5 x d
flexible application:	10 x d	10 x d
continuously flexible:	15 x d	
Torsion angle:	---	up to ± 180°/m
Temperature range VDE	UL/CSA: up to +80 °C	
fixed laying:	-40/+70 °C	
flexible application:	-40/+70 °C	
Halogen-free:	acc. to IEC 60754-1 + VDE 0482-754-1	
Fire performance:	flame retardant and self-extinguishing acc. to IEC 60332-1-2 + VDE 0482-332-1-2 UL Horizontal Flame Test FT2	
Oil resistance:	TMPU acc. to EN 50363-10-2 + VDE 0207-363-10-2	
Characteristic impedance (100 MHz):	100Ω ± 10Ω, fulfils the electrical and transmission requirements with high frequency with reference to EN 50288-9-2 + VDE 0819-9-2 / CAT 7A	
Flexibility:	very good	
UL Style:	20549	
Absence of harmful substances:	acc. to RoHS directive of the European Union	

item no.	type	dimension	max. core-ø mm	outer-ø ± 5% mm	copper figure kg/km	cable weight ≈kg/km
17774631	CATLine CAT 7A S	4 x 2 x 26 AWG	1,50	8,5	38,5	81
17774431	CATLine CAT 7A S	4 x 2 x 24 AWG	1,60	10,4	46,6	101
17874631	CATLine CAT 7A RT	4 x 2 x 26 AWG	1,50	8,9	38,5	83
17874431	CATLine CAT 7A RT	4 x 2 x 24 AWG	1,60	9,3	44,0	98

Other dimensions and colours are possible on request.



**+90°C
on request!**

Also possible
as harnessed cable
with M12 or RJ 45 plug!

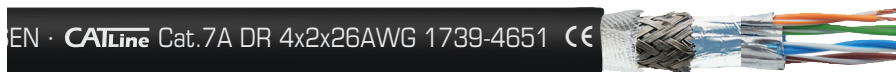


Industrial Ethernet Cables

CATLine CAT 5e DR reeling CAT 5e Industrial Ethernet cable

CATLine CAT 6A DR reeling CAT 6A Gigabit Ethernet cable

CATLine CAT 7A DR reeling CAT 7A Gigabit Ethernet cable



Marking for CATLine CAT 7A DR 17394651:

SAB BRÜCKSKES · D-VIERSEN · CATLine Cat.7A DR 4x2x26AWG 1739-4651 CE

Construction:	CATLine CAT 5e DR <i>reeling Ethernet cable</i>	CATLine CAT 6A DR <i>reeling Ethernet cable</i>	CATLine CAT 7A DR <i>reeling Ethernet cable</i>
Dimension:	4 x 2 x 26 AWG		
Conductor:	bare copper strands, fine wires		
Insulation:	special polymer		
Colour code:	white-blue/blue, white-orange/orange, white-green/green, white-brown/brown		
Stranding:	cores twisted to pairs, pairs together	cores twisted to pairs, pairs screened with foil, pairs together	
Wrapping:	non-woven tape		---
Screen:	alu foil and tinned copper braiding		aluminized non-woven tape and tinned copper braiding
Wrapping:	non-woven tape		
Sheath material:	PUR / supporting braid / PUR		
Sheath colour:	black (RAL 9005)		

Technical data:	CATLine CAT 5e DR <i>reeling Ethernet cable</i>	CATLine CAT 6A DR <i>reeling Ethernet cable</i>	CATLine CAT 7A DR <i>reeling Ethernet cable</i>
Item number:	1539-4651	1639-4651	1739-4651
Peak operating voltage:	max. 90 V		
Testing voltage core/core: core/screen:	750 V 750 V		
Min. bending radius	for laying and installation (fixed laying): for repeated winding action (flexible application): guided on pulleys (flexible application):		5 x d 10 x d 12 x d
Temperature range VDE fixed laying: flexible application:	-50/+90 °C -40/+90 °C		
Halogen-free:	acc. to IEC 60754-1 + VDE 0482-754-1		
Oil resistance:	TMPU acc. to EN 50363-10-2 + VDE 0207-363-10-2		
Characteristic impedance (100 MHz):	100Ω ± 10Ω, fulfils the electrical and transmission requirements with high frequency with reference to EN 50288-2-2 / CAT 5	100Ω ± 10Ω, fulfils the electrical and transmission requirements with high frequency with reference to EN 50288-10-2 / CAT 6A	100Ω ± 10Ω, fulfils the electrical and transmission requirements with high frequency with reference to EN 50288-9-2 / CAT 7A
Weather resistance:	very good		
Absence of harmful substances:	acc. to RoHS directive of the European Union		

item no.	type	dimension	max. core-ø mm	outer-ø ± 5% mm	copper figure kg/km	cable weight ≈kg/km	tensile strength max. N
15394651	CATLine CAT 5e DR	4 x 2 x 26 AWG	1,05	8,5	32,0	79	200
16394651	CATLine CAT 6A DR	4 x 2 x 26 AWG	1,05	8,5	32,0	81	200
17394651	CATLine CAT 7A DR	4 x 2 x 26 AWG	1,60	10,5	38,5	117	200

Other dimensions and colours are possible on request.

Also possible as harnessed cable with M12 or RJ 45 plug!

CABLE ASSEMBLY POSSIBLE

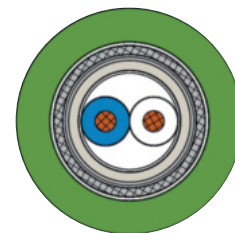
Industrial Ethernet Cables



CATLine SPE C-Track Single Pair Ethernet cable, suitable for cable tracks UL recognition

CATLine SPE Robot Single Pair Ethernet cable, suitable for robots UL recognition

CATLine SPE HT Single Pair Ethernet cable, high temperature resistant UL recognition



Marking for CATLine SPE C-Track 17771630:

SAB BRÜCKSKES · D-VIERSEN · CATLine SPE C-Track 2xAWG26/7 1777-1630 AWM Style 20549 80°C 300V CE



Construction:	CATLine SPE C-Track <i>suitable for cable tracks</i>	CATLine SPE Robot <i>suitable for robots</i>	CATLine SPE HT <i>high temperature resistant</i>
Dimension:	2 x 28/7 AWG, 2 x 26/7 AWG, 2 x 24/7 AWG, 2 x 22/7 AWG		
Conductor:	bare copper strands, 7 wires		
Insulation:	special polymer		TPFP
Colour code:	white, blue		
Stranding:	twisted to pairs		
Inner sheath:	SABIX®		TPFP
Screen:	alu foil and tinned copper braiding		
Wrapping:	non-woven tape		---
Sheath material:	PUR		Besilen®
Sheath colour:	green (similar RAL 6018)		green

Technical data:	CATLine SPE C-Track <i>suitable for cable tracks</i>	CATLine SPE Robot <i>suitable for robots</i>	CATLine SPE HT <i>high temperature resistant</i>
Item group:	1777	1787	1721
Peak operating voltage:	max. 90 V		
Voltage UL:	300 V		600 V
Testing voltage core/core: core/screen:	2000 V 2000 V		
Min. bending radius fixed laying: flexible application: continuously flexible:	5 x d 10 x d 15 x d		5 x d 10 x d
Torsion angle:	---	up to ± 180°/m	
Temperature range fixed laying: flexible application:	UL: up to +80 °C -40/+70 °C -40/+70 °C		UL: up to +150 °C -40/+180 °C -25/+180 °C
Temperature range conductor:	---		up to +180 °C
Halogen-free:	acc. to IEC 60754-1 + VDE 0482-754-1		---
Oil resistance:	very good - PUR, TPU acc. to EN 50363-10-2 + VDE 0207-363-10-2		---
Characteristic impedance:	100Ω ± 10Ω, fulfils the electrical and transmission requirements with high frequency with reference to IEC 61156-12. Bandwidth 1 - 600 MHz.		
UL Style:	20549		4535
Absence of harmful substances:	acc. to RoHS directive of the European Union		

item group	type	dimension	outer-ø ± 5% mm	copper figure kg/km	cable weight ≈kg/km
1777	CATLine SPE C-Track	2 x 28/7 AWG	4,0	12,1	21
1777	CATLine SPE C-Track	2 x 26/7 AWG	4,6	16,9	37
1777	CATLine SPE C-Track	2 x 24/7 AWG	5,1	18,5	33
1777	CATLine SPE C-Track	2 x 22/7 AWG	5,5	22,7	40
1787	CATLine SPE Robot	2 x 28/7 AWG	4,0	12,1	21
1787	CATLine SPE Robot	2 x 26/7 AWG	4,6	16,9	28
1787	CATLine SPE Robot	2 x 24/7 AWG	5,1	18,5	33
1787	CATLine SPE Robot	2 x 22/7 AWG	5,5	22,7	40
1721	CATLine SPE HT	2 x 28/7 AWG	4,0	12,7	27
1721	CATLine SPE HT	2 x 26/7 AWG	4,9	14,3	37
1721	CATLine SPE HT	2 x 24/7 AWG	5,4	19,9	44
1721	CATLine SPE HT	2 x 22/7 AWG	5,8	22,6	50

Other dimensions and colours are possible on request.



Outstanding features:

SPE C-Track / SPE Robot

- UL recognized
- low cabling effort
- short latency periods
- small outer diameter
- PWIS uncritical
(PWIS = paint-wetting impairment substances)

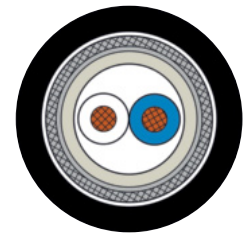
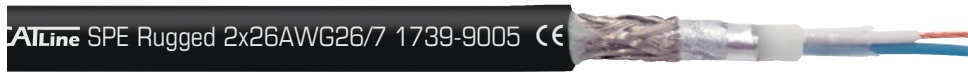
SPE HT

- UL recognized
- high temperature resistant
- flame retardant and self-extinguishing
- very easy installation



CATLine SPE Rugged

Single Pair Ethernet cable for robust indoor and outdoor use



Marking for CATLine SPE Rugged 17399005:

SAB BRÖCKSKES · D-VIERSEN · CATLine SPE Rugged 2xAWG26/7 1739-9005 CE

Construction:

Conductor:	bare copper strands, 7 wires
Insulation:	TPFK
Colour code:	white, blue
Stranding:	twisted to pairs
Inner sheath:	TPFK
Screen:	alu foil and tinned copper braiding
Wrapping:	non-woven tape
Sheath material:	PUR 420 with mat surface
Sheath colour:	black (RAL 9005)

Outstanding features:



- flexible up to -45 °C
- absolutely weather resistant
- very easy installation
- small bending radius

Technical data:

Peak operating voltage:	max. 90 V
Testing voltage:	core/core 750 V core/screen 750 V
Min. bending radius	
<i>fixed laying:</i>	5 x d
<i>flexible application:</i>	12 x d
Temperature range	
<i>fixed laying:</i>	-50/+90 °C / +125 °C/2500 h
<i>flexible application:</i>	-45/+90 °C / +125 °C/2500 h
Temperature range conductor:	up to +180 °C
Oil resistance:	very good - TMPU acc. to EN 50363-10-2
Fuel resistance:	good
Battery acid resistance:	good
UV resistance:	acc. to HD 605 S1
Ozone resistance:	acc. to EN 50396
Saltwater resistance:	acc. to UL 1309
Characteristic impedance:	100Ω ± 10Ω, fulfils the electrical and transmission requirements with high frequency with reference to IEC 61156-12. Bandwidth 1 - 600 MHz.
Absence of harmful substances:	acc. to RoHS directive of the European Union

item group	type	dimension	outer-ø ± 5% mm	copper figure kg/km	cable weight ≈kg/km
1739	CATLine SPE Rugged	2 x 28/7 AWG	3,9	12,1	23
1739	CATLine SPE Rugged	2 x 26/7 AWG	4,4	16,9	32
1739	CATLine SPE Rugged	2 x 24/7 AWG	5,0	18,4	38
1739	CATLine SPE Rugged	2 x 22/7 AWG	5,5	22,5	39

Other dimensions and colours are possible on request.

Harnessed Cables

CATLine Profinet cable

suitable for cable tracks
with M12 male connectors



INNOVATIVE SOLUTIONS
FOR PROFINET WIRING

Application: For the field bus wiring of Profinet field bus systems in industrial sectors. This cable type is used for example in cable chain applications for automation and machine and plant construction with rough environments. The PUR outer sheath is resistant against rough environmental conditions.

Construction:

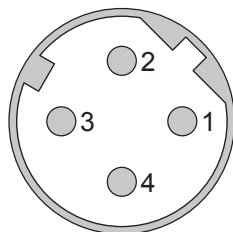
Conductor:	tinned copper strands
Insulation:	special polymer
Screen:	alu foil and tinned copper braiding
Sheath material:	PUR
Sheath colour:	green (RAL 6018)

Technical Data:

Min. bending radius <i>continuously flexible:</i>	15 x d
Temperature range <i>flexible application:</i> <i>fixed laying:</i>	-20/+70 °C -30/+70 °C
Special feature:	Characteristic impedance 100Ω ± 10Ω CAT 5 with reference to EN 50173-1, oil resistant, suitable for cable tracks

Pin configuration:

Pin1:	yellow
Pin2:	white
Pin3:	orange
Pin4:	blue
Housing:	screen



Plug types:

- M12 plug(male) 4-pole, D-coded
- M12 socket (female) 4-pole, D-coded
straight or tilted
moulded or mounted

Profibus cable

suitable for cable tracks
with M12 male connectors



PROFIBUS CABLES
FOR CABLE CHAIN APPLICATIONS

Application: For the field bus wiring in automation technique. These bus cables transfer Profibus signals with different cable and plug combinations. The PUR cable for cable chain applications is resistant against rough environmental conditions in industrial applications.

Construction:

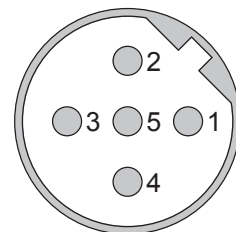
Conductor:	bare copper strands
Insulation:	TPK
Screen:	alu foil and tinned copper braiding
Sheath material:	PUR
Sheath colour:	red lilac (RAL 4001)

Technical Data:

Min. bending radius <i>continuously flexible:</i>	12 x d
Temperature range <i>flexible application:</i> <i>fixed laying:</i>	-40/+80 °C -40/+80 °C
Special feature:	Characteristic impedance at 3 - 20 MHz: 150Ω ± 10% with reference to IEC 61158-2, oil resistant, suitable for cable tracks


Pin configuration:

Pin1:	n.o.*
Pin2:	green
Pin3:	n.o.*
Pin4:	red
Pin5:	n.o.*
Housing:	screen



Plug types:

- M12 plug(male) 5-pole, B-coded
- M12 socket (female) 5-pole, B-coded
straight or tilted
moulded or mounted



SAB Bröckskes GmbH & Co. KG

Grefrather Str. 204 - 212 b

41749 Viersen · GERMANY

Tel.: +49/2162/898-0

Fax: +49/2162/898-101

www.sab-cable.com

info@sab-broeckskes.de