


# CIP402-22

## Obstruction Light System Controller

The CIP402 is Orga's obstruction light system controller specifically designed for the wind industry. This controller provides full system operation management, advanced control facilities, status information and system diagnostics. Available in different housing sizes, with smart backplane and prefixed connections, making the CIP402 a reliable obstruction light controller.



### KEY FEATURES

- Controller for systems with Orga Aeronautical Obstruction Lights, Helihoist Lights, Search and Rescue Lights, ID Lights and Visibility Sensors
- System status monitoring and fail interface
- Manual control override of connected lights
- No (internal) wires
- Integrated Over Voltage Protection
- Communication via Modbus over TCP/IP
- Ethernet communication, with Cyber Security elements implemented
- Base module with Input & Output (I/O) for dedicated functions
- Cost-efficient housing design, meeting C3 corrosion robustness
- Simple cable connection for easy installation
- Supplied with EMC cable glands and blind plugs
- No maintenance during service life
- Two-year warranty

### STANDARDS/CERTIFICATION

- ICAO Annex 14, volume I; International standards and recommended practices: Aerodrome design and operations, 8th Edition, 2018, chapter 6 (for systems incl. CIP402 controllers and obstruction lights)
- United States Federal Aviation Administration AC 70/7460-1L; Obstruction Marking and Lighting, 2018 (for systems incl. CIP402 controllers and obstruction lights)
- Various national approvals (for systems incl. CIP402 controllers and obstruction lights)

### PHYSICAL CHARACTERISTICS

- Dimensions See drawing
- Weight: 4 Kg
- Design degree of protection: IP65
- Operating temperature range: -40° C to +55° C
- Shipping information: 351x215x123 Cm; 4 kg

### PERFORMANCE CHARACTERISTICS

- Controls up to ninety Orga aeronautical obstruction lights
- Ethernet interface for remote system monitoring and control
- Ethernet connection CAT6 with RJ45
- connection compatible with standard IEEE 802.3u
- Overall system fail contact
- I/O interface for control using 24Vdc input
- signals optional main-standby light

### ELECTRICAL CHARACTERISTICS

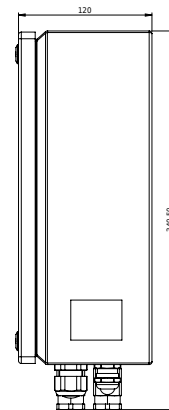
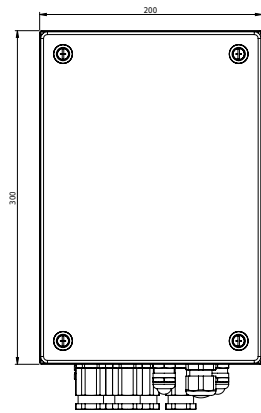
- Operating voltage: See table
- Power consumption: 3 W
- Overvoltage protection: Class III according to IEC61643-1



# CIP402-22

## Obstruction Light System Controller

CIP type name	Operating voltage	Med. / High Int. Lights	Tower light controller support	Visibility meter with Ortalk connection	Reduced intensity control	Aircraft detection Lighting System (ADLS)	Additional class 2 overvoltage protection	Active Voltage outputs for hard wired I/O
CIP402-22	120-240 Vac 50-60 Hz	V	V	V	V	V		
CIP402-22-R	120-240 Vac 50-60 Hz	V	V	V	V	V	V	
CIP402-22-VVN	120-240 Vac 50-60 Hz	V	V	V	V	V		V



# CIP402-22

## Obstruction Light System Controller

